


Fantasy Theatre Factory

Presents



Whales Magic and Cheese... Oh My!



Teacher Guidelines

These Teacher Guidelines have been prepared in conjunction with Florida Sunshine State Standards.

Whales, Magic and Cheese, Oh My! was created by Fantasy Theatre Factory to encourage a greater interest in reading, develop the imagination and to help children discover the confidence and self-esteem they need to overcome bullying. The program consists of a wide selection of award winning authors with stories geared for grades Pre-K through 5th. The stories are brought to life by talented actors through magic, puppetry, humor and costuming. Young audiences are entertained while learning a valuable lesson; each book is presented individually by name and author.



Why Tell Stories to Children?

Developing Aural Comprehension:

Storytelling and reading out loud make it easier for children to understand and enjoy certain types of literature which they might never read themselves. Why is this? As educators, we know that children, good readers or poor, need to have their reading interests expanded. Children, like many adults, will continue to read the same kind of stories that they are currently accustomed to (i.e. horse stories or fairy tales etc.) Through storytelling and reading out loud to children we can introduce them to a wider variety of literature.

Storytelling can also help reduce the lag between the child's reading ability and their capacity to understand literature. For many children there is at least a three year difference between what they can comprehend when listening and what they are capable of reading.

Finally, it makes reading seem easy and fun. Watching an adult read effortlessly or recite a story with amusement helps to make reading an enviable skill.



BEFORE THE SHOW!

The most beneficial pre-show activity is to have the children read or listen to the stories used in each program. It will benefit the program if children are familiar with each story. This strongly reinforces the concept of reading for meaning, for pleasure, for information and for expression.



Books Featured in "Whales Magic and Cheese, Oh My!":

ALLIGATOR BABY, by Robert Munsch
IF I HAD A GORILLA, by Mercer Mayer
BAD KITTY GETS A BATH by Nick Bruel
GO AWAY BIG GREEN MONSTER, by Ed Emberley
CAPTAIN AWESOME VERSUS NACHO CHEESE MAN, by Stan Kirby
WHALES ON STILTS, by M.T. Anderson
NOT YOUR TYPICAL DRAGON, by Dan Bar-el



Class Discussion

1. *What do the terms "Play" and "Live Theatre" mean?*
2. *Are there different kinds or styles of theatre? How can we tell the difference?*
3. *How is live theatre different from TV or the movies?*
 - (Answers may vary)
 - Live theatre cannot be stopped to re-shoot a scene or fix mistakes.
 - Live theatre involves the audience.
 - The actors on stage can hear the audience!
4. *What is an audience?*
 - What is the audiences' job?
 - How should an audience behave?
5. *What is an Actor? Can you name any actors?*
 - An actor is someone who makes what is not real seem real.



Activity: “The Changing Play”

- Have the class sit as though they were a grown up audience watching a play.
- Have them change their reactions as the imaginary play changes from comedy, drama, Horror, Musical etc.
- Ask the class to pretend to be a bad audience that is distracting and impolite. Then ask them to behave correctly.
- Discuss the difference and create a plan together for appropriate theatre behavior.

Sunshine State Standards Addressed:

1st Grade:

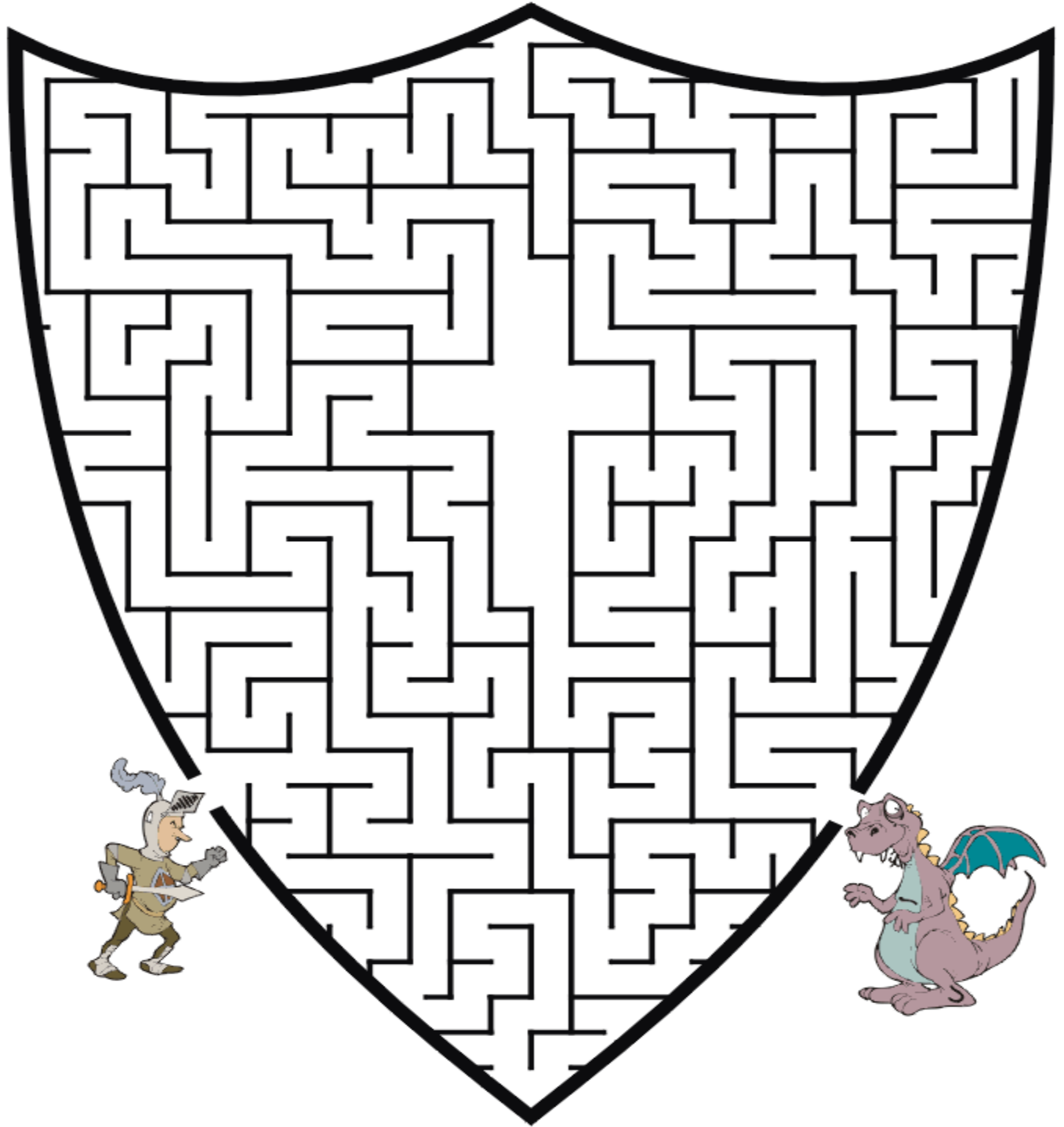
TH.1.S.1.In.a Identify audience behavior required to attend a theatrical performance.

TH.1.S.1.Su.a Imitate an audience response to a theatrical production.






Activity: Help Sir George Find Crispin!




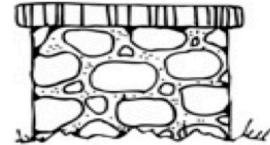


Activity: Write The Words That Go With The Pictures In the Poem:

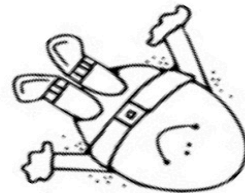
Humpty Dumpty



sat on a



had a great



All the King's



and all the King's



Couldn't put Humpty together
again.



Sunshine State Standards Addressed:

3rd Grade:

LA.3.2.1.In.c Identify words that describe people, objects, and feelings in poetry

4th Grade:

LA.4.2.1.In.c Identify general feelings and ideas communicated in poetry.



Activity: Snuggle Packs!

Encourage family involvement and promote reading at home with these classroom made kits!

1. Sew your own or find 5 to 10 cloth bags big enough to hold 3-5 books.
(A source for donated bags could be a nearby grocery store, or your local public radio or TV station that uses them as membership premiums.)
2. Make a card for each bag which lists the books contained in the bag.
3. Ask children to donate a small, clean stuffed animal for each bag.
4. Clearly number the outside of each bag.
5. Collect some special books and put a few books in each bag, maybe one subject per bag - humor, poetry, tall tales, seasonal, etc... The books should be a good length for a reading in one or two sittings.
6. Inside each bag place a paper which asks the student to identify her or his favorite book in that bag and tell a little about the subject, characters, setting and so forth.
7. Use a clipboard to hold a paper for checking the bags out. These are called "SNUGGLE PACKS" and they are only checked out on weekends with the intent of encouraging families to "snuggle-up and read some good books together". When the children bring their pack back on Monday, they can receive extra credit for turning in the "Favorite Book" form. The stuffed animal has proven to be a most important component!

**For details on this and more reading activities and lesson plans check out these web sites!*

www.Teachnet.com www.Nea.org www.kidsreads.com

Sunshine State Standards Addressed:

Kindergarten:

LA.K.1.6.In.b Listen to and talk about stories

LA.K.1.7.In.c Identify characters, objects, and actions pictured in familiar read-aloud stories.

LA.K.2.1.In.d Select materials to view or listen to for pleasure.

1st Grade:

LA.1.2.1.Su.e Respond to read-aloud stories by contributing to a discussion and identifying familiar characters objects, events, or setting and connecting to life experiences.

LA.1.5.2.In.c Listen attentively to read-aloud stories and poems.

2nd Grade:

LA.2.2.1.In.b Identify characters, settings, actions, and events in read-aloud prose

3rd Grade:

LA.3.2.1.In.e Respond to a read-aloud literature selection by relating the main idea or events to life experiences.

LA.3.2.1.In.h Select a variety of fiction materials to listen to or read, based on interest and teacher recommendations, to continue building a core foundation of knowledge.



Activity: Jojo's Story

Jojo wanted to stop reading books because someone at school made fun of him. He thought if he could do nothing but just play the same video games that the popular kids play, his bully would leave him alone.

- Student Wellness
Why was Jojo making a poor choice by deciding to play video games all day?
Why did Mendel call reading and books “magical”?
What made Jojo change his mind? Why?
What do you think happened when Jojo went back to school and saw the bully?
- Writing
Write an expository paragraph about what makes you different and special.
- Art
Have each child choose a nickname of their liking. On construction paper cut-outs, have them write their nicknames. String them on yarn and wear them. Allow them to use these nicknames all day.

Sunshine State Standards Addressed:

Kindergarten:

LA.K.2.1.In.a Contribute to a discussion about a read-aloud story.

LA.K.5.2.In.e Communicate effectively when relating experiences.

1st Grade:

LA.1.5.2.In.e Communicate effectively about experiences and stories.

2nd Grade:

LA.2.2.1.In.c Identify words and images that in stories and poems that evoke feelings such as happiness or surprise.

LA.2.2.1.In.d Contribute to a discussion connecting characters, setting, or events in read-aloud stories to life experiences.

3^d Grade:

LA.3.2.1.In.b Identify characters, settings, main problem, and sequence of events in fiction.

LA.3.3.1.In.b Identify the purpose for writing (e.g., inform, tell a story).



Activity: Character Interviews

1. Write the names of the main Characters in *Whales Magic and Cheese, Oh My!* on the chalkboard.
2. Talk about how character traits reveal how each character looks, acts and feels.
3. Have students work in pairs. One will portray the role of their chosen character and the other student will play a reporter conducting an interview.
4. Instruct each pair to develop questions for the interview. They need to focus on character traits.
5. Give students time to practice the interview.
6. Using the prepared questions, each reporter will interview the character for the whole class or in groups of 6 to 8 students.

**Variation: Each student can be a character, then answer questions directed from the class.*

Sunshine State Standards Addressed:

Kindergarten:

TH.K.S. 1.In.b Participate in play-acting.

TH.K.S. 1.Pa.b Interact with others

TH.K.S.2.In.a Imitate movements and expressions of familiar story characters.

TH.K.S.3.In.a Explore a variety of story characters.

1st Grade:

TH. 1.O.2.In.a Describe, in words or a picture, a major event in a story.

2nd Grade:

TH.2.C. 1.Su.a Identify a character in a story

TH.2.C.2.In.b Pretend to be someone or something else.







Let's put some emotions on these faces!




Surprised



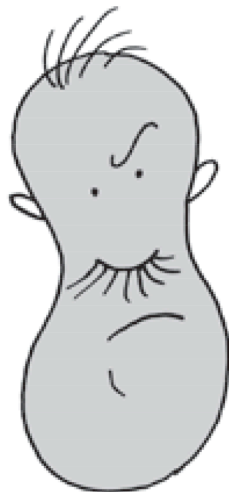
Serious




Sad



Scared



Puzzled



Angry



Overjoyed




In Love




• **EXERCISE** •


You guessed it! **YOUR TURN!** Using the faces on the opposite page as models, try giving these empty shapes some emotion.




Surprised




Serious




Sad



Scared



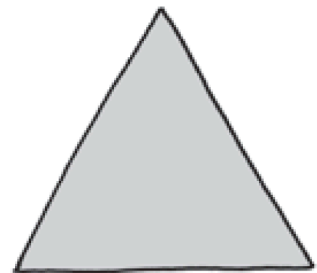
Puzzled



Angry




Overjoyed




In Love


Ready for a challenge? Now try putting some emotions we have NOT reviewed on to these shapes!



Sleepy



Silly



Nauseous

Fantasy Theatre Factory
6103 NW 7th Avenue, Miami, FL 33127
(305) 284-8800 www.ftfshows.com

Fantasy Theatre Factory
6101 NW 7th Ave #79, Miami, FL 33127
(305) 284-8800

Email: info@ftfshows.com **Web Site:** www.ftfshows.com



About Fantasy Theatre Factory



Fantasy Theatre Factory (FTF) is a professional *touring* theatre created in New York in 1977 by Ed Allen and Mimi Schultz, performing artists and teachers. FTF is currently headed by Producing Artistic Director Larry Fields. FTF presents theatre for diverse family audiences. FTF's 16 touring educational shows appeal to pre-school, elementary, family, adult and senior audiences. FTF shows cover themes of: Children's Literature, Reading, Ecology, Social Service, Black history, Bullying Prevention, Dance, English, and Music. FTF performs in rural and inner-city schools, theatres, parks, hospitals, community centers, and more. In this manner, Fantasy Theatre Factory presents more than 300 Florida programs reaching over 130,000 people each year. Fantasy Theatre Factory's mission is to make more quality theatre programs available to more people.

Learn more by visiting FTF's website @

www.ftfshows.com

Also Check out FTF on Social Media @

www.facebook.com/ftfshows, www.twitter.com/ftfshows

www.instagram.com/ftfshows

Fantasy Theatre Factory
6103 NW 7th Avenue, Miami, FL 33127
(305) 284-8800 www.ftfshows.com



Whales Magic and Cheese... Oh My!



We love fan mail! Let us know your favorite part and how much you enjoyed the show. You can even draw a picture. We cannot wait to hear from you!

Dear Fantasy Theatre Factory,

Your Friend,

School:

Show:

Teacher:

Date: