



SOCIAL STORY

A guide to preparing new audiences for a memorable, sensory-inclusive live theater experience



BROWARD CENTER
FOR THE PERFORMING ARTS



SENSORY-INCLUSIVE BRAZILIAN VOICES

KNOW BEFORE YOU GO

1. There are two sensory-inclusive performance times available.
2. Face coverings are welcome but not required.
3. This performance will take place in the Abdo New River Room capped for 125 participants.
4. There will be a 30-minute pre-show art activity.
5. Performance will last approximately 1-hour.
6. There will be a post-show Meet & Greet.

PERFORMANCE #1 TIMELINE

Pre-Show Arts & Crafts	10:30AM – 11:00AM
Performance	11:00AM – 12:00PM
Post-Show Meet & Greet	12:00PM – 12:15PM

PERFORMANCE #2 TIMELINE

Pre-Show Arts & Crafts	1:30PM – 2:00PM
Performance	2:00PM – 3:00PM
Post-Show Meet & Greet	3:00PM – 3:15PM

My visit to the Broward Center



I may travel to the Broward Center by car or bus. My family, caregiver or chaperone will help me get there. I may get dropped off or drive to the Broward Center for the event. If I drive by car, I can park in the A&E Garage right next to the Broward Center. Then I will walk across the street to the top of the hill.



A&E Garage




Broward Center Campus

After I arrive at the Broward Center, I will walk to the door next to the Amaturro Theater, and walk straight through the lobby to the Rose Miniaci Education Center.



Door to the Abdo New River Room



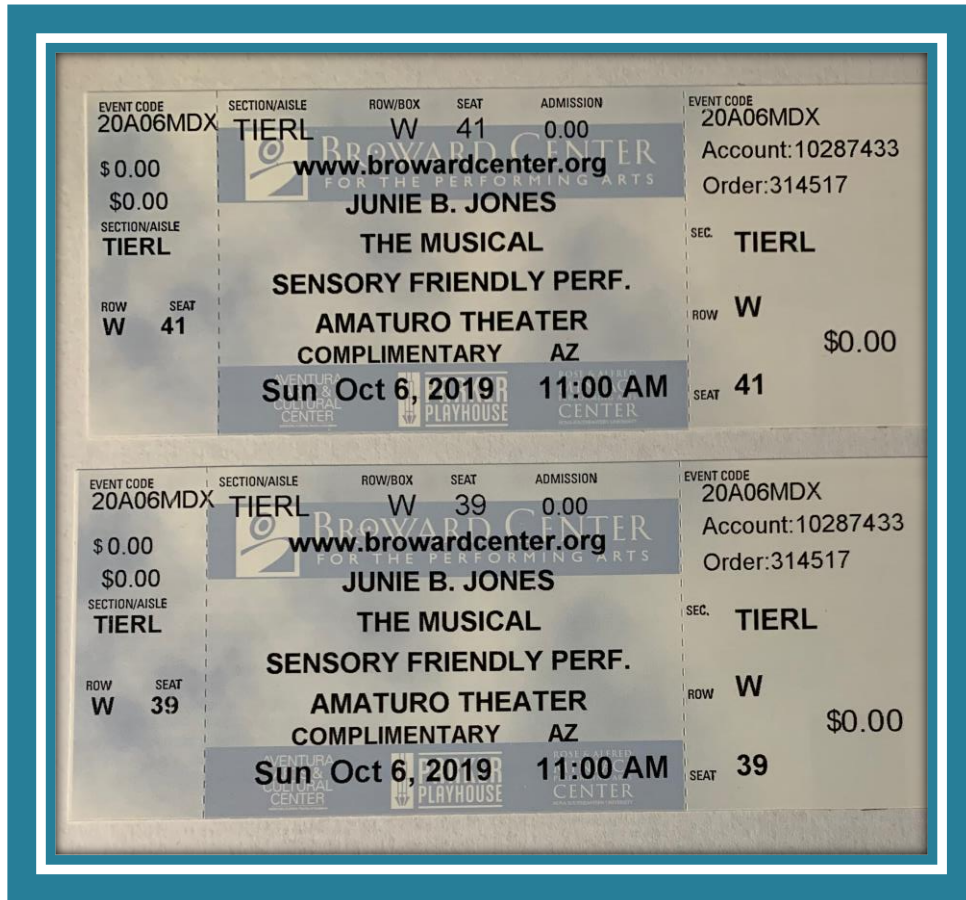
Lobby of Abdo New River Room



Abdo New River Room

I need a ticket to get inside the theater.

Waiting in line is something I will have to do sometimes. It can be difficult, but I will try my best to wait patiently.



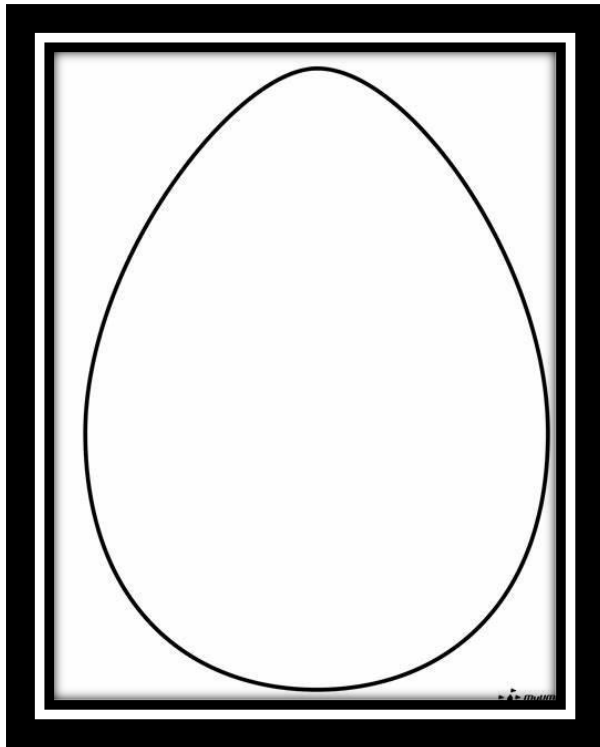
As I enter the Abdo New River Room, I will find the **ushers** who are very happy to help me.

I feel secure because the **ushers** can help me find the bathroom and my seat.



A staff member will pass around a sensory egg shaker that I can use during the Brazilian Voices performance. I will do my best to follow instructions and play along.

I will also have the opportunity to be creative and draw my own sensory egg shaker. I can use markers and crayons to draw.



Egg shaker drawing & supplies

Sensory egg shakers to play along with Brazilian Voices

While sitting, there will be some space between me and other groups of people. I can walk around in the room if needed.

After I sit down in my seat, the lights will become dim, but there will still be enough light to see around the room. I have nothing to be scared about.



Before the show starts, a staff member will come on stage and make an announcement.



If the sound is too loud, I can ask my family member, chaperone or usher for a pair of headphones that will make me feel more comfortable.

If I feel nervous, I can ask my family member, chaperone or usher for a fidget to help me feel calm.



If I need a break, I can ask my parents or chaperone if I can go to the quiet room or walk outside the theater. I can follow the signs to find the quiet room.

A behavioral therapist will be available in the quiet room to help me calm down until I am ready to go back inside the theater.



After the show, the performers will come to the room to meet the guests who have come to the show. We can take photos with them.

I will do my best to follow instructions. I may have to wait in line before I can take a picture with the performers.



My visit at the Broward Center has ended.

I hope I can come back for another show. Thank you for making me feel welcome.





BROWARD CENTER
FOR THE PERFORMING ARTS

"Building community through the arts"

THE END