



**BROWARD
CENTER** FOR
THE
PERFORMING ARTS®

Social NARRATIVE

A guide to preparing new audiences for a memorable sensory-inclusive live theater experience



**SENSORY
INCLUSIVE**

KNOW BEFORE YOU GO



BUY TICKETS

Tickets are available at the Broward Center website at a special rate: \$25.00



PRE-SHOW

1-hour Pre-Show Arts & Crafts activity provided by Young at Art Museum



SHOW TIME!

Performance will last about 2.5-hours with a 15 minute intermission

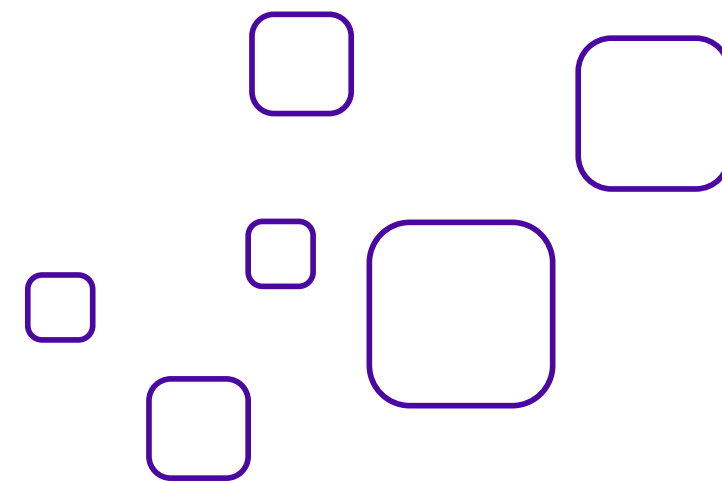


POST-SHOW

No Meet & Greet for this performance



Face coverings are welcome but not required



PERFORMANCE TIMELINE




Broward Center's performance timeline: **Saturday, December 13, 2025**



PRE-SHOW ARTS & CRAFTS

12:30 PM - 1:30 PM




SHOW BEGINS (PART 1 OF 2)

1:30 PM - 2:45 PM



INTERMISSION

2:45 PM – 3:00 PM

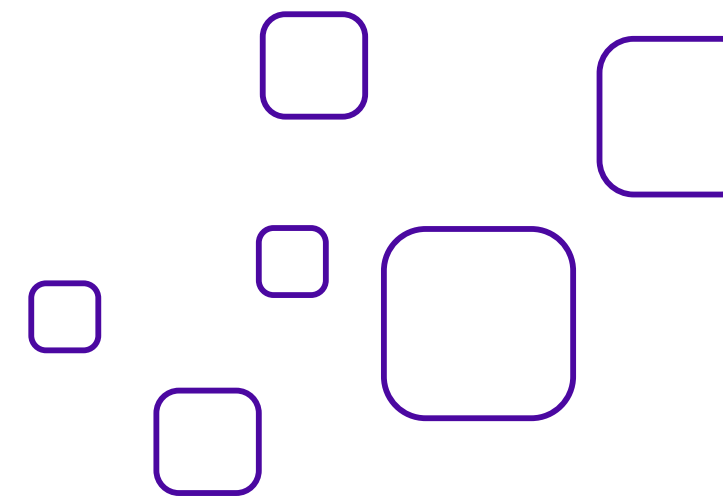


SHOW BEGINS (PART 2 OF 2)

3:00 PM – 4:00 PM



NO MEET & GREET FOR THIS PERFORMANCE





MY VISIT TO THE BROWARD CENTER



**I will be going to the Broward Center to see a performance.
I have tickets to watch:**



When I get to the Broward Center, I will come from the parking garage across the street or I will be dropped off at the top of the hill at the Amaturro Theater.



Across the street parking garage

OR



Top of the hill: Amaturro Theater

If I am parking in the garage, I will make sure to pay for my parking by using the “Pay By Phone” signs.



If I am coming from the parking garage, then I will walk to the top of the hill towards Amaturro Theater.



Once I get to the top of the hill, I will walk to the box office.



Box Office

There will be cars and people in line. It might get noisy too, but I will stay with my group and patiently wait for my turn to show the ticket.






Once I get to the box office, I and everyone in my group will show our tickets before going into the theater.



When I enter, I will go through the lobby. There I will see signs to the restroom, buy a snack, and walk around the lobby.



Restrooms

<p>PREMIUM COCKTAILS Single \$15 Double \$23</p> <p>Barcardi Light Rum Baileys Irish Cream Bombay Sapphire Gin Captain Morgan Courvoisier Cognac Crown Royal Whisky Dewar's Scotch Whiskey Disaronno Amaretto Espolon Tequila Jack Daniel's Whiskey Johnnie Walker Black Malibu Coconut Rum Tito's Vodka</p> <p>Bacardi Mojito Can \$13</p>	<p>WINE Single \$15 Double \$23</p> <p>Cabernet Sauvignon Chardonnay Pinot Grigio Pinot Noir Riesling Rose Sauvignon Blanc Sparkling Wine</p> <p>Stella Rosa Peach Can \$13 Aperol Spritz \$13 Champagne \$26</p> 	<p>BEER</p> <p>Domestic \$9 Imported \$9 Black Cherry Seltzer \$13</p> <p>SOFT DRINKS</p> <p>Bottled Soda \$5 Bottled Water \$5</p>  <p>Coffee \$3</p>	<p>SNACKS</p> <p>Altoids \$5 Black & White Cookie \$6 Potato Chips \$5 Popcorn Mix \$7 Trail Mix \$6</p> <p>Hoffman's Products</p> <p>Chocolate Bars \$5 Nonpareils \$8 Pretzel Bites \$8 Gummy Bears \$10</p> 
--	--	---	---

Buy a snack



Walk in the lobby

If I need help, I can ask an usher wearing a white shirt, red tie, and black pants. If I am lost, the usher can help me find my seat, restroom, or even my group.



Ushers

The lobby has a lot of fun activities to see and explore before the show starts, but it may get too loud and crowded. I will stay close to my group.



Crowded Lobby



Stay with my group

In the lobby, I may get to do arts and crafts, meet the actors, or touch the actor's costumes from the performance. I will wait patiently until it is my turn for the activity.



Arts and crafts




Meet the actors



**Touch costumes
from the show**

An announcement will be made to go to my seat so I can enjoy the first half of the show.




Part 1 of 2

**When I get into the theater, I will see a lot of seats and people.
Each seat has a number that matches the number on the ticket.**



My ticket has my and my group's seating numbers so we can sit together. I can show the usher my ticket so they can show me and my group to our seats.




If I use a wheelchair then I will be seated accordingly with my group.



When I get to my seat, I will wait patiently for the show to start.



Once the show is ready to begin, the lights will become dim. I will see enough light around the theater including the aisle seats.



Before the show starts, someone will come on stage and make an announcement.




I may meet some of the actors, who are pretending to be different characters in the show. What I will see on stage is not real; they are actors playing a part in a show. They may have masks, costumes, and toys, and they are trained to make the story look real.



The show is fun! I can laugh, dance, and clap during the show while staying in my seat.



Halfway through the show there will be an “intermission.” This means I will get a 15 minute break to walk in lobby, go the restroom, or get a drink.



Intermission

**But I can take a break at any time if I tell my parents or group.
Then they will take me to the ABA Centers of Florida Sensory
Quiet Room.**



I will follow the signs to the sensory quiet room. I can stay there until I am ready to go back to my seat and continue watching the show.



When the show gets too loud, I will use a pair of headphones that will make me feel more comfortable. I can also use a fidget toy while watching the show in my seat.



After the 2nd half of the show ended, I will clap for the the actors to show that they did a good job.



When the show is over, there will be a lot of people leaving. I may have to wait for my turn to leave the theater to go to the lobby.



I can express “thank you” to the ushers and actors for making me and my group feel welcome.



**I had so much watching the show at the Broward Center!
I can come back again for another show!**





**BROWARD
CENTER** FOR
THE
PERFORMING ARTS®

*The Broward Center's sensory-inclusive
programming is made possible by the
generous support of*



Gore Family Memorial
Foundation Trust

