




**CURRICULUM** CONNECTIONS

# The Pout-Pout Fish



## **What's included in Curriculum Connections:**

Letter to Teachers...page 2

Theater Etiquette...page 3

From Page to Stage (How to explain adaptations)...page 4

Synopsis...page 5

Pre and Post Show Worksheets/Links and Activities...pages 6-13

Student to Family Cooperative Activity Ideas...page 14

Florida Standards Alignments...page 15

Student Theater Review...page 16

## **Know Before you Go:**

- Arrive at the theater 15 to 20 minutes before show time.
- Allow extra time for Broward County traffic. We are unable to start a show late.
- If you come by bus, please stay on the bus until greeted by an usher.
- If you arrive by any other mode of transportation, please gather your party together outside of the theater and enter as an entire group.





Dear Educators,

We are excited to present this Curriculum Connections (Study Guide) as a valuable resource to support your teaching journey. This guide has been carefully designed to offer engaging and meaningful activities for use in your classroom before and after seeing a performance at The Broward Center's Amaturo Theater and/or The Parker. Each section is structured to make it easier for you to integrate cross-curricular connections, providing a seamless experience for students to deepen their understanding while exploring the creative process.

The activities and lessons in this guide have been intentionally crafted to complement Florida's B.E.S.T. standards. By utilizing these resources, you will be able to foster a dynamic and creative learning environment while ensuring students meet key academic goals. We encourage you to adapt the materials to best fit your classroom's needs and objectives, empowering students to think critically and creatively across all disciplines.

We want to take a moment to express our sincere appreciation for the passion and dedication you bring to your classrooms every day. Your commitment to infusing art-full moments into education not only enriches your students' learning experiences but also ignites their curiosity and creativity. Thank you for inspiring the next generation of thinkers, creators, and innovators. We pay tribute to the impact you have on your students' lives. Consider joining the Teacher's Lounge (QR code below) to be notified of special events and discounts just for teachers. Finally, our gratitude to Nicklaus Children's for their commitment to our Smart Stage Matinee Series.

We look forward to seeing you at the theater this year!

Broward Center Education Team  
[education@browardcenter.org](mailto:education@browardcenter.org)

***"As South Florida's only specialty-licensed hospital exclusively for children, Nicklaus Children's provides expert pediatric care tailored to every stage of development. Nicklaus Children's is proud to support early learning through the Smart Stage series, nurturing young minds alongside their health. "***



Where Your Child Matters Most™



Teacher's Lounge



# Theater Etiquette

*There is so much that goes into creating a show for the stage. Behind the scenes, there are people who control the lights and the sound, the sets and the props. There are directors, writers, producers, musicians, and choreographers. So many people work together to create the performance you and everyone in the audience watches.*

It is helpful to remind students of appropriate audience etiquette by explaining and discussing WHY these rules of behavior are important:

- Restroom visits are best made prior to the performance.
- Listen carefully to the ushers and your teachers. This gets everyone to your seats quickly and ensures a pleasant experience.
- Turn watches and cell phones to silent.
- Walk single file, hold hand rails as you use the steps for your safety.
- Listen carefully to each performer. They are working hard to entertain and inform with lots of clues about the story.
- Refrain from TALKING. This allows everyone to enjoy the show without distraction. Sometimes we think that if we whisper it is okay. But, if everyone in the audience whispers, it becomes disruptive.
- Laugh if something is funny, but not too loudly, you don't want to miss any dialogue.
- Photography and recording are not permitted.
- Pay attention to the lighting, scenery, costumes and music. All of these elements help provide more details to tell the story in an interesting way.
- Applaud (clap) and laugh at the right moments. This shows the performers that you respect and appreciate their work.



# From Page to Stage



Books make wonderful theater! When adapting a book however, changes must be made to the plot, setting and/or characters to accommodate the length of the play or to help bring the show to life on stage!

## Vocabulary to share with students:

**Adaptation:** Something that has changed so that it can be presented in another form.

**Playwright:** A person who writes plays.

**Lyricist:** A person who writes the words of a song.

**Composer:** A person who writes music.

**Author:** A person who writes something such as a book or an article.

**Characters:** the individuals portrayed by actors in a play or musical.

**Director:** A key creative figure in theater responsible for overseeing the artistic aspects of a production.

## How many of these famous adaptations do you know?

Legally Blonde/Les Miserables/The Wonderful Wizard of Oz/  
Mary Poppins/How the Grinch Stole Christmas/The Color Purple/  
A Christmas Carol/The Secret Garden/  
Charlie and the Chocolate Factory/Cinderella/Alice in Wonderland/  
Beauty and the Beast/Romeo and Juliet


# The Pout Pout Fish SYNOPSIS

The Pout-Pout Fish is an original musical based of the book series of the same name.

Mr. Fish is a notorious mope with a perpetual pout. He believes that with a face like his, he is destined to be glum forever. Despite his friend Shimmerfish's attempts to get him to see the wonderful color around their reef, Mr. Fish can only see the world through a thick, grey cloud. It isn't until their old friend Ms. Clam returns with a mysterious pearl that Mr. Fish finds a glimmer of hope and wonders if it could hold the secret to his happiness.

But when he is accidentally swept far away from his reef with the pearl in tow, he is forced to put his chance at happiness aside to find his way home and return Ms. Clam's precious possession. Along the way, he meets friends and foes, begins to see the ocean through new perspectives and learns that there is no magic formula to find happiness.

Whether it's a pearl or a shimmer or even a pout, happiness looks different on everyone, and only we have the power to decide how it looks to us.



# The Pout Pout Fish

## OUR CHARACTERS

Mr. Fish A fish with a perpetual pout. He worries he will be glum forever.

Ms. Clam A friend of Mr. Fish, and owner of a mysterious pearl.

Octopus A trickster who plays a game with Mr. Fish to keep the pearl.

Bully-Bully Shark A friendly shark who helps Mr. Fish on his journey.


Shimmerfish A friend of Mr. Fish who tries to help him see the good things in the reef.



Before you come to the see The Pout Pout Fish, read the story as a class. Additionally, discuss the characters and the themes. Discuss some important terms about a play or musical:



- 1) Setting: Where and when the story takes place
- 2) Characters: The people in the story
- 3) Plot: What happens in the play
- 4) Theme: The main idea of the play
- 5) Structure: Acts and Scenes, how the play is built
- 6) Style: The way in which the story is told  
(ex: realistic, fanstasy, futuristic, etc.)



# The Pout Pout Fish

## Finger Puppets

Pout Pout Fish features large puppets to portray the characters and tell the story.

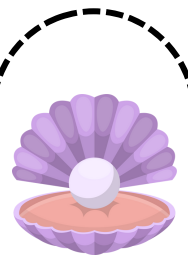
Let's make finger puppets and tell your own story!

Make finger puppets using scissors and glue.

Create a story for your puppets and perform your puppet story for the class.



**Mr. Fish**



**Ms. Clam**



**Bully-Bully Shark**



**Octopus**



**Shimmerfish**



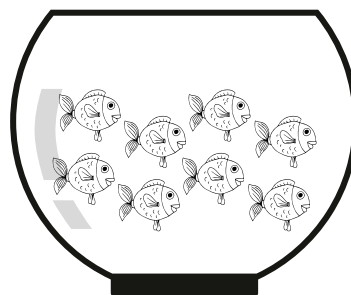
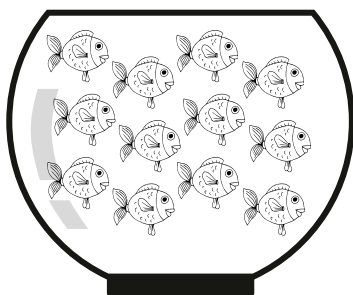
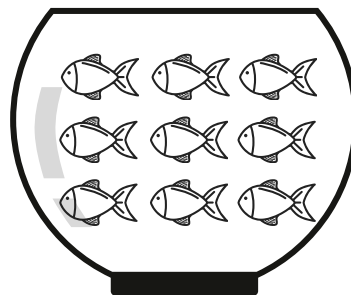
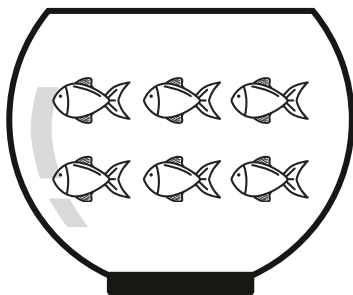
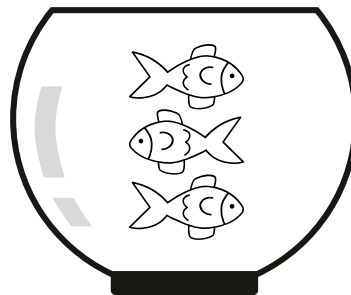

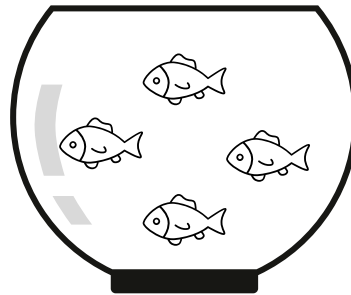
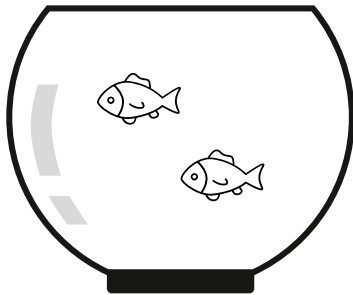
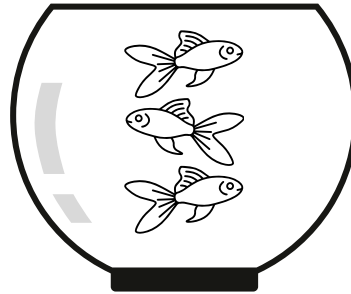
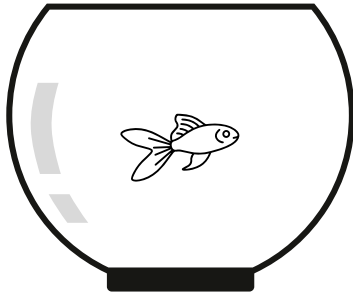
**Jellyfish**



# Pout Pout Fish: Math

## Which is more?

Put a check mark ( ✓ ) on the bowl with more fish.




# Pout Pout Fish: Writing

Have you ever felt the dreary-wearies like Mr. Fish does? What helps turn your pout upside down when you're feeling glum? Write about what makes you feel happy when you've been feeling sad on the lines below:

Handwriting practice lines consisting of five sets of three horizontal lines (top solid, middle dashed, bottom solid).

Now draw your happy face:



# Pout Pout Fish

## My Undersea Friend

Holy shimmerfish! It's time to take a deep, deep dive into the Big, Big Dark! In THE POUT-POUT FISH, Pout-Pout encounters all kinds of amazing sea creatures. Think about the different sea creatures you know of, like whales, jellyfish or even starfish!



### Directions:

Now, use your imagination to create your very own sea creature!

What colors are they?


How do they communicate? What kinds of emotions does their face express?

Choose one or both(or create your own)



# Pout Pout Fish: STEAM

**FUN FACT!** Pearls are the only jewel made by a living animal— oysters! That’s right!  
A natural pearl is found in fewer than 1 in every 10,000 of those tiny, slimy creatures.




Fancy, rare pearls start as specks of dirt in tiny, slimy, undersea oyster goop! How can you turn something ugly into something gorgeous?



Think of an object that you or somebody else might throw away soon. Then, use your imagination and give it a new purpose! Maybe a shoebox becomes a cool hat, or an old bottle becomes an awesome microphone!

Using your object as inspiration, draw and tell about your new creation.



My inspiration is: \_\_\_\_\_

\_\_\_\_\_

\_\_\_\_\_

\_\_\_\_\_

\_\_\_\_\_

\_\_\_\_\_

\_\_\_\_\_



# Pout Pout Fish: Mad Lib

Fill in the blanks below to create a rhyme that will take your dreary-wearies away!

The Pout-Pout Fish swam through the sea,  
With a sad, sad face, as sad as can be.  
He swam to a \_\_\_\_\_ and said, "Oh, woe is me!"  
"I just can't stop frowning, can't you see?"  
The \_\_\_\_\_ said, "You look so \_\_\_\_\_,  
But you don't have to be so \_\_\_\_\_."  
"You should smile, just try it out!"  
But the Pout-Pout Fish gave a \_\_\_\_\_ and a pout.  
Along came a \_\_\_\_\_, swimming so fast,  
And said, "You don't need to be sad, it won't last!"  
The Pout-Pout Fish shook his head and said,  
"I can't smile, I feel so \_\_\_\_\_ instead."  
Then a friend named \_\_\_\_\_ appeared and gave a cheer,  
"Don't be sad, there's no need to fear!  
You can smile, just look and see,  
Happiness is easy, just like \_\_\_\_\_!"  
And the Pout-Pout Fish smiled from ear to ear,  
Feeling so \_\_\_\_\_, now full of cheer!  
Now every day, he swims with a grin,  
Happy and joyful, his \_\_\_\_\_ in a spin!

## Fill in the blanks:

1. Animal (like dolphin, shark, etc.)
2. Animal
3. Emotion (like happy, sad, mad, etc.)
4. Emotion
5. Sound (like "groan", "sigh", "grumble", etc.)
6. Animal
7. Emotion
8. Name (can be a friend or a made-up name)
9. Food (like pizza, cake, etc.)
10. Emotion
11. Body part (like tail, fin, etc.)



# Pout Pout Fish: S.E.L.

Oh no! Pout-Pout is having a day full of dreary-wearies and is drowning in his sorrows. Pout-Pout needs your help to lift his spirits!

As a class is going to create a "Swimming Telegram" to send to Pout-Pout!  
o get started, think about the following questions as a class:

Who were Pout-Pout's friends?

What did Pout-Pout's friends do to bring a smile to his face?

If you were Pout-Pout's friends what could you do as a class to help cheer him up?

**Now work together to create a large greeting card!**

**Students can write encouraging messages and add undersea pictures and positive vibes.**



When you've finished creating your greeting card, hang it in your classroom for everyone to see what they've created for Pout Pout Fish!


Please snap a pic and send it to Pout-Pout at [jenriquez@browardcenter.org](mailto:jenriquez@browardcenter.org).



# Student to Family Cooperative Activity Ideas:

- Create a home theater space: Dedicate a specific area in your home as a temporary theater space. It can be anywhere with a little bit of space to "put on a show". Create a cozy ambiance with lighting and comfortable seating.
- Create tickets and programs: Design and print them at home or even hand made. Deliver the tickets to family members, and the programs can include information about the performance, cast, and crew. This adds a touch of authenticity and excitement.
- Snack bar and concessions: Set up a snack bar or concessions stand with a variety of treats and refreshments. You can even create special themed snacks related to the performance you are watching.
- Interactive viewing experience: Encourage audience participation during the performance. For example, during a musical, you can sing along to the songs and clap during applause-worthy moments!
- Post-show discussions: After the performance, have a family discussion about the show. Share your thoughts, favorite moments, and discuss the themes or lessons portrayed. This can foster critical thinking and encourage creativity in your kids.
- **Remember, the goal is to create a memorable and immersive experience. Adapt these ideas based on your family's preferences and the resources available to you. The key is to have fun and enjoy the theater experience in your digs!**

## Additional Activity Ideas:



- Memory jars: Create a memory jar with your children. Write down favorite childhood memories on small pieces of paper and put them in a jar. Each week or month, take turns pulling out a memory and sharing it. This can spark conversations and lead to further discussions about your childhood experiences, and theirs too!
- Bedtime stories: Instead of reading traditional bedtime stories, take turns sharing personal stories from your childhood. These could be tales of adventure, funny incidents, or heartwarming experiences. This can create a strong bond between you and your children as you share personal narratives.
- Encourage your kids to create their own journals or scrapbooks to document their childhood memories. Take the opportunity to share your childhood stories as you help them with their own projects. You can even contribute by adding some of your own stories or mementos to their journals.
- What was your favorite song, band or genre growing up? Play a few songs for your child/children and let them play a few of their favorites for you!
- Create traditions with your child/children!: Establish special rituals or traditions that you can share. It could be a weekly movie night, cooking together on weekends, going for a walk after dinner, or singing at the top of your lungs before bedtime.

## **Standards Alignment:** Pout Pout Fish

**Standards Alignment:** The activities in this guide are aligned with the standards listed below. When teachers incorporate the arts, they increase student engagement, offer multiple points for students to access the curriculum, and provide alternate means for students to demonstrate what they know.

Florida's Benchmarks for Excellent Student Thinking (B.E.S.T.)	
Kindergarten through Grade 12/ English Language Arts	
ELA.K12.EE.1.1	Cite evidence to explain and justify reasoning.
ELA.K12.EE.2.1	Read and comprehend grade-level complex texts proficiently.
ELA.K12.EE.3.1	Make inferences to support comprehension.
ELA.K12.EE.4.1	Use appropriate collaborative techniques and active listening skills when engaging in discussions in a variety of situations.
ELA.K12.EE.5.1	Use the accepted rules governing a specific format to create quality work.
ELA.K12.EE.6.1	Use appropriate voice and tone when speaking or writing.





# My Theater Review

I saw: \_\_\_\_\_

Reviewed by: \_\_\_\_\_

This play/musical was about...

Here's a drawing of  
my favorite character:

It made me feel:

I learned:

I gave this play/musical .... stars.



**We'd love to hear from you! If you'd like to submit this review,  
please send to [jenriquez@browardcenter.org](mailto:jenriquez@browardcenter.org)**