

TECHNICAL SPECIFICATIONS

ABDO NEW RIVER ROOM



BROWARD
CENTER

— *for the* —

PERFORMING ARTS

October 2019

TABLE OF CONTENTS

GENERAL CONTACT INFORMATION.....	2
MAP & DIRECTIONS.....	3
TRUCK, BUS & VEHICLE PARKING	3
SITE PLAN	5
LOADING DOCK INFO	6
SEATING CHARTs/STAGE DIMENSIONS / GROUND PLAN.....	7
SOUND AND COMMUNICATIONS.....	11
PROJECTION	11
LIGHTING INFORMATION.....	12
ORCHESTRA EQUIPMENT	15
DRESSING ROOM / WARDROBE INFORMATION.....	16

Abdo New River Room

at the

Broward Center for the Performing Arts

201 Southwest 5th Avenue

Fort Lauderdale, FL 33312

Main Office (954) 522-5334 (M-F 8:30A-5:30P)

Main Fax 954-468-2549

Box Office 954-468-3338

PRODUCTION STAFF

Director of Production	Tim Lessig	(954) 468-2557	tlessig@browardcenter.org
Production Manager	Chris Jahn	(954) 765-5802	cjahn@browardcenter.org
Production Manager	Lucas Bonewits	(954) 468-3317	lbbonewits@browardcenter.org
Production Manager	Craig Lozowick	(954) 414-6906	clozowick@browardcenter.org
Production Supervisor	Angel Wrona	(954) 765-5819	awrona@browardcenter.org
Production Fax		(954) 468-3315	
Stage Door Security Desk		(954) 468-3323	

EVENT SERVICES STAFF

Vice President of Operations	Shelly Bradshaw	(954) 468-2696	sbradshaw@browardcenter.org
Director of Event Services	Pablo Urquilla	(954) 468-3313	purquilla@browardcenter.org
Event Services Manager	Kerry McCloskey	(954) 414-6905	kmccloskey@browardcenter.org
Event Services	Brandy DeMil	(954) 660-6350	bdemil@browardcenter.org

ADDITIONAL CONTACTS INFORMATION

Vice President of Programming	Matt McNeil	(954) 468-3312	mmcneil@browardcenter.org
Director Of Programming	Jill Kratish	(954) 468-3295	jkratish@browardcenter.org
Director of Guest Services	David Dillon	(954) 468-3305	ddillon@browardcenter.org
Director of Food & Beverages	Vinnie Venezia	(954) 468-3337	vvenezia@browardcenter.org
Admin. Mgr F&B – Merch	William Stoneberg	(954) 468-3336	wstoneberg@browardcenter.org
Special Events/Catering Mgr	Kirstie Gothard	(954) 660-6348	kgothard@browardcenter.org
Asst Special Events/Catering	Alex Riccardi	(954) 765-5806	ariccardi@browardcenter.org

MAP & DIRECTIONS

The Broward Center is conveniently located in the Riverwalk Arts & Entertainment District in downtown Fort Lauderdale, equidistant between Dade and Palm Beach Counties and can be reached by several routes.

From Interstate-95:

Exit at Broward Boulevard, Go east.

From Florida Turnpike (southbound):

Exit at Sunrise Boulevard, Go East to South-bound I-95, exit Broward Boulevard, Go east.

From Florida Turnpike (northbound):

Exit at I-595, Go East to North-bound I-95, exit Broward Boulevard, Go east.

To Backstage Parking Lot:

From Broward Boulevard turn right (South) onto SW 7th Avenue (Avenue of the Arts). Turn left at West Las Olas Blvd (the second light). Take an immediate left into the backstage lot security gate. Push the buzzer to contact guard. Identify yourself and guard will let you enter.

To Parking Garage and Valet:

Broward Boulevard. Turn South onto SW 5th Avenue. The Arts and Science Parking Garage is on the immediate right, or, proceed straight ahead, cross 2nd Street (Himmarshee St.) and continue to the top of the hill for valet service.

From Fort Lauderdale Airport to Backstage Lot:

Take the "US1 / Federal Highway Northbound" exit out of the Airport. Travel North on US1 to SE 17th Street Causeway. Turn left (West) and go to SW 4th Avenue and turn right (North). SW 4th Avenue will become SW 7th Avenue at the bridge. Go over the bridge, turn right at West Las Olas Blvd. Take an immediate left into the backstage lot security gate. Push the buzzer to contact guard. Identify yourself and guard will let you enter.

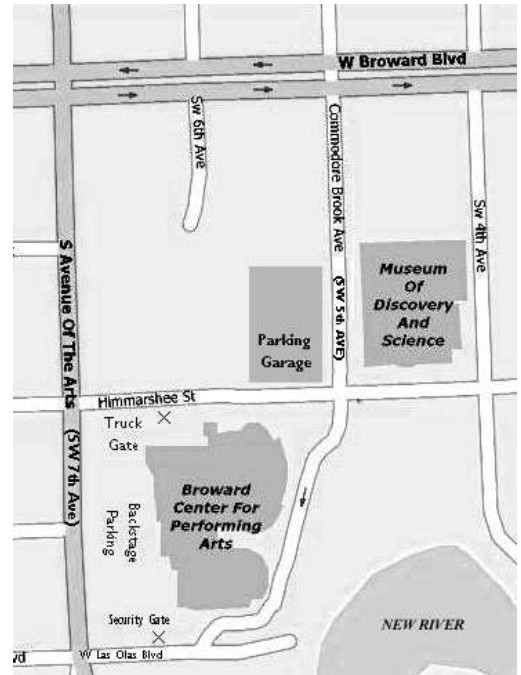
North Gate - Trucks going to Loading Dock:

From Broward Boulevard turn South onto SW 5th Avenue. Turn right at Second Street (Himmarshee Street). The gate entrance to back-stage lot is on your left. Push the buzzer to contact guard. Identify yourself and guard will let you enter.

GPS Address

To the backstage Security gate:
641 West Las Olas Boulevard
Fort Lauderdale

To the North Gate (trucks & buses)
582 SW 2nd Street
Fort Lauderdale FL



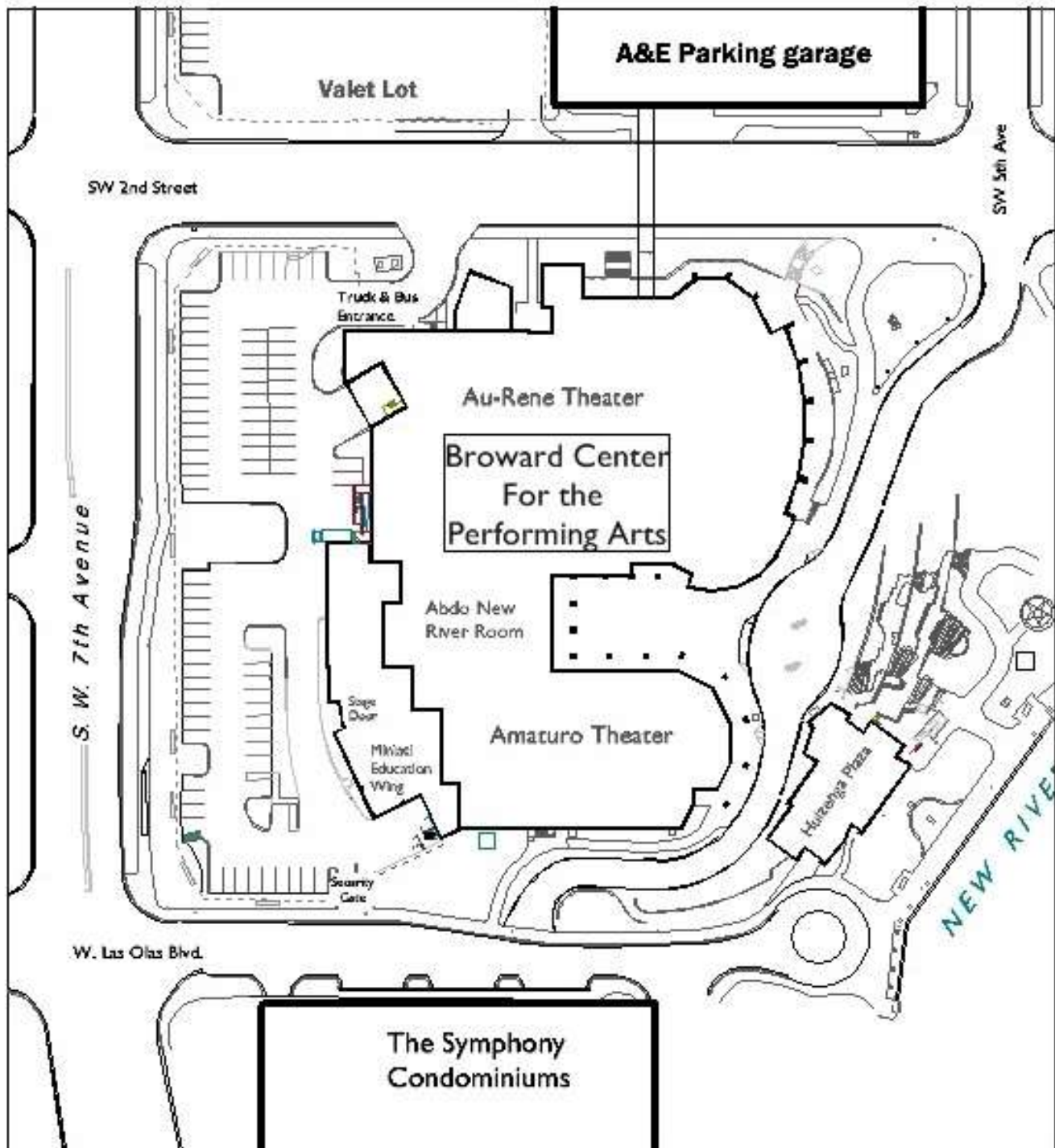
VEHICLE PARKING

Parking on site is very limited. Please inquire with Production Staff prior to arrival. There is parking available directly backstage in the lot for 5 cars and additional parking available for 20 cars in the Arts and Science parking garage located across the street from the theatre. All parking arrangements must be discussed with Production Staff prior to the event for necessary passes and badges.

BCPA Parking Lot



Broward Center Site Plan



LOADING DOCK

The New River Room does not have a direct loading area. Depending on the installation and the schedule of events, equipment can be brought in from the ramp out in front of the theatre, or the loading dock in the Amaturio Theatre (elevator to the lobby to the south of the room). The elevator doors are 6' wide by 7' high, and the interior space is 8' by 8', with three extra inches added by the indentation of the doors.

The Amaturio Loading Dock is located at the southwest corner of the building at S.W. 7th Ave and Las Olas Boulevard, but trucks must use the entrance on the north end of the parking lot on Himmarshee Street. There are two loading bays. The dock is 3' high, and the receiving doors are 8' wide by 8' high.

DIMENSIONAL INFORMATION AND CAPACITY

The dimensions of the Abdo New River, bare, are 50' deep, by 72' wide, with a ceiling 20' high.

The capacity of the New River Room depends largely on the layout of the room. In the default format setup for a cabaret or dinner theater, the room seats about 160 people. Set up theatre-style, the room can accommodate 200 people.

STAGE SPECIFICATIONS

The "stage" consists of Wenger orchestra risers, and two wood framed profile pieces to create a rounded downstage edge.. The default configuration is 12' deep, 24' wide, and 24" high, with wings consisting of an 8' by 4' riser extending off the upstage edge of each side of the stage. There is 3' wide crossover. (see a room plots on pages 8 and 9)

RIGGING SPECIFICATIONS

There are seven trusses hung for lighting and sound. There is a decorative wooden grid hung just below the ceiling – it is not weight bearing. There are no additional rigging points available in the New River Room.

HOUSE CURTAIN

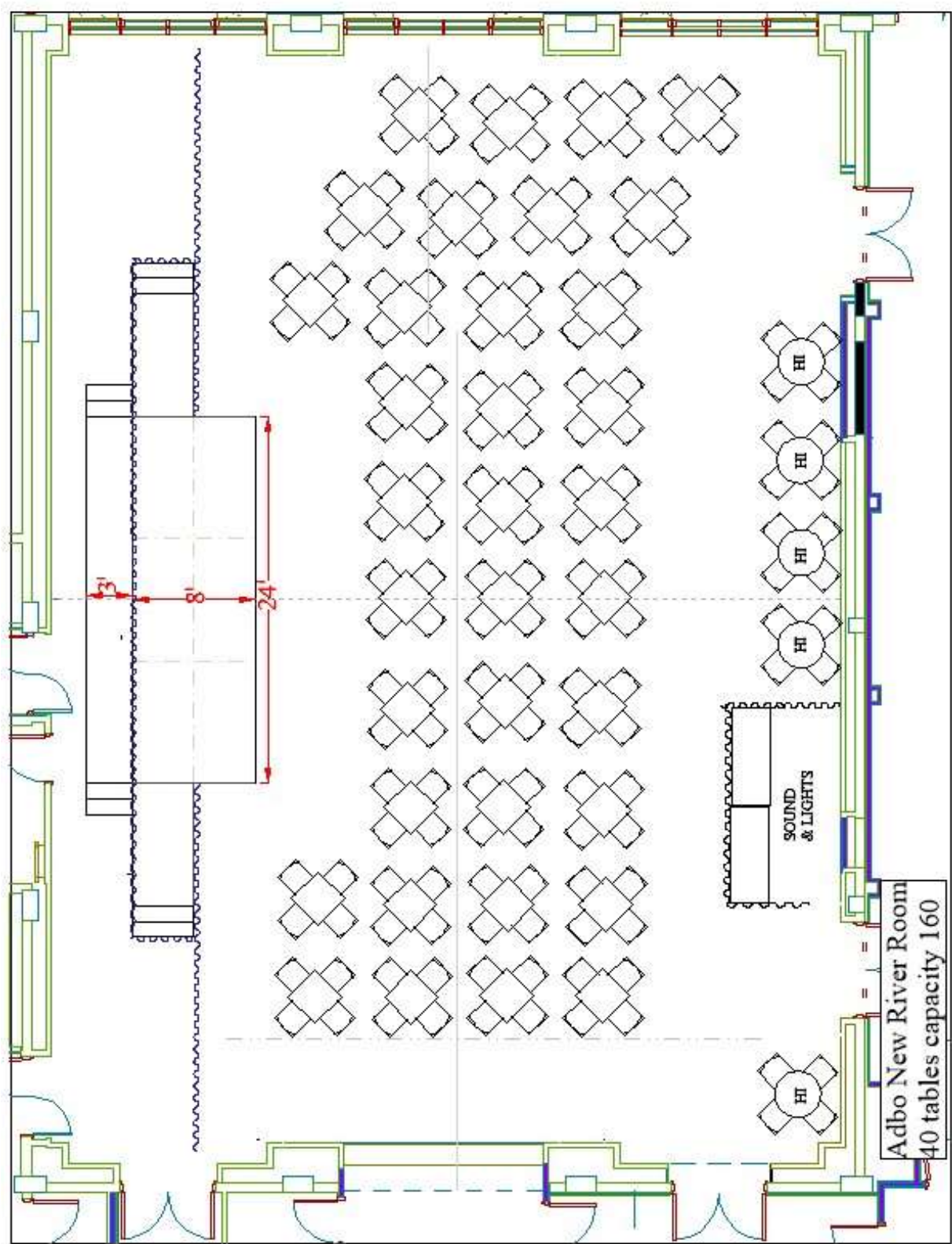
There is no house curtain.

SOFT GOODS INVENTORY

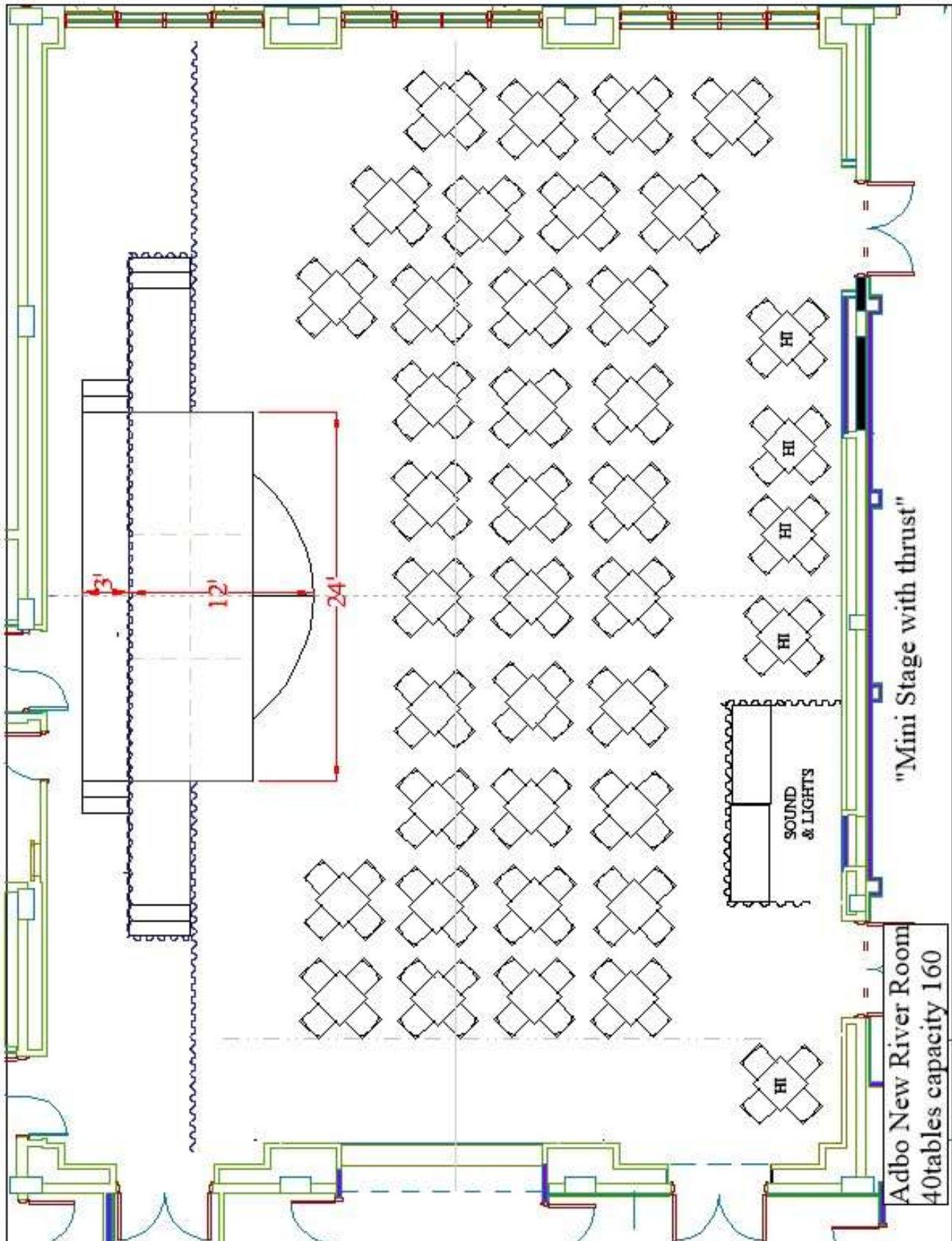
There is a limited set of pipe and black drape; enough to create a backstage with wings around the stage, completely obscuring the north wall of the New River Room.

SEATING CHARTS & ROOM LAYOUT

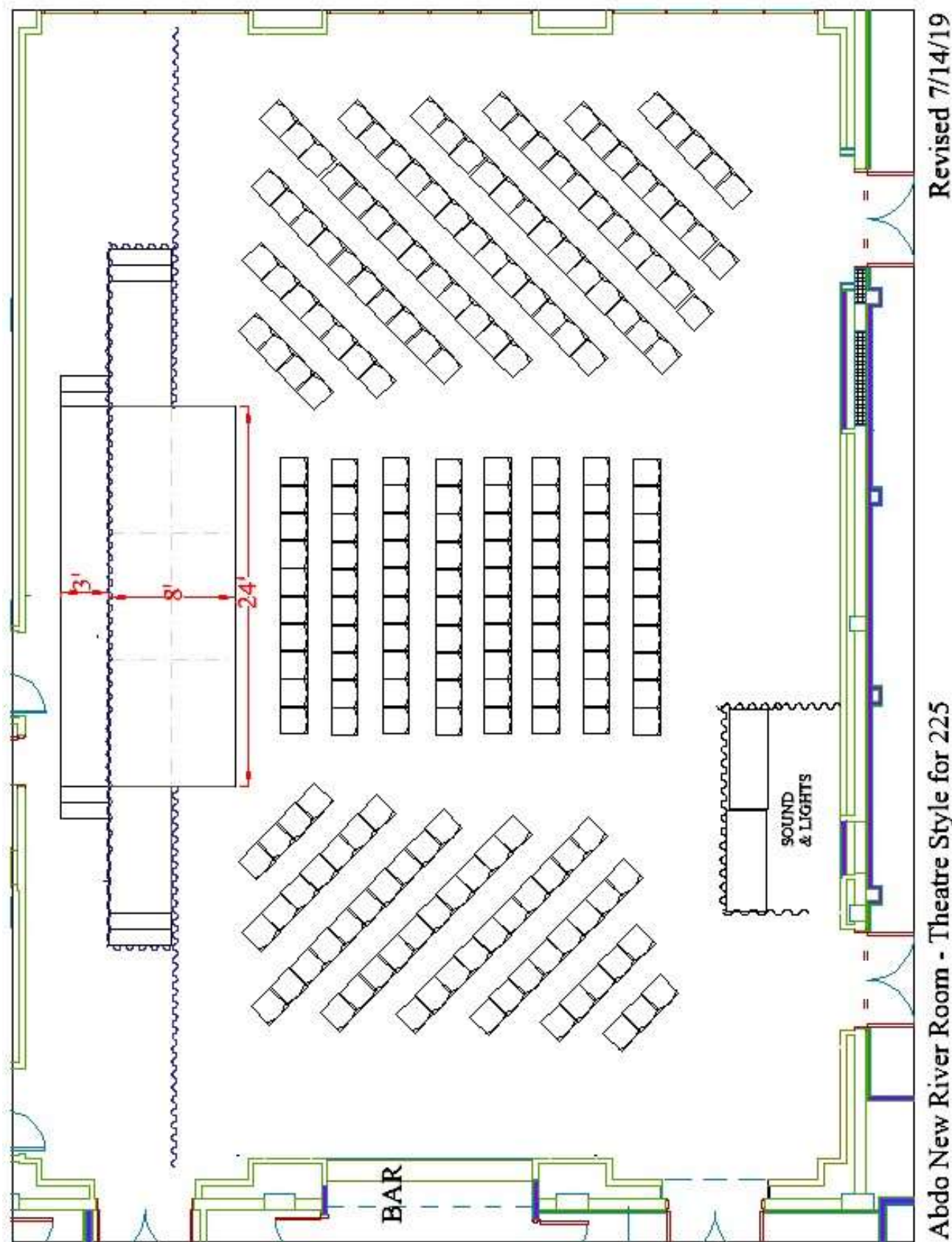
Cabaret Style (default)



Cabaret Style (added thrust)



Theatre Style





SOUND AND COMMUNICATIONS

SPEAKER CONFIGURATION

- (4) QSC HPRI22i 12" 2-way powered Loudspeakers hung over stage
- (2) QSC HPRI81i 18" Subwoofers w/wheels

SOUND MIX POSITION –

Primary position is along south wall, towards the west end of the room. A 32 channel snake with 8 channels of return run from that location to backstage.

FRONT OF HOUSE CONSOLE

Behringer X32

ADDITIONAL OUTBOARD GEAR

- (1) DBX Driverack 260 2 x 6 Processor

SOURCE PLAYBACK GEAR

- (1) CDRW900SL CD R/RW Recorder w/MP3 Playback
- (1) TASCAM CD-200 CD Player

MONITOR SPEAKERS:

- (4) QSC HPRI22i 12" 2-way powered Loudspeakers

MICROPHONES:

- (2) SHURE SLX2 BETA 87 A MIC (hand held) J3 Range Frequency
- (2) SHURE SLX2 BETA 87 A MIC (hand held) G4 Range Frequency
- (8) SHURE SLX14 Body Pack System G4 Range Frequency
- (8) SHURE SLX14 Body Pack System J3 Range Frequency

(Note that HH and body packs share receivers (16 total) - you cannot use ALL the body packs AND the wireless handhelds at the same time)

PROJECTION

PROJECTOR

The Abdo New River Room is equipped with a Barco PGXG-61B single DLP projector at 6750 ANSI lumens that projects onto a 9x12 front projection screen that is hung up stage. The projector is permanently mounted to the ceiling.

SOURCES

A laptop can be connected to the projector via VGA from the stage or from the control booth. DVD players or other sources can be connected via a Kramer switcher/scaler. Please make these arrangements in advance, as the switcher and the DVD players are shared between venues.

OPTIONS

There is a split off of the projector feed that runs to the stage so that a confidence monitor can be

installed, allowing a speaker can see what is projected behind them. Please make these arrangements in advance, as the confidence monitor is shared between venues

LIGHTING INFORMATION

The New River Room has a permanent lighting plot that includes front washes, backlights, side fills, and a pattern breakout wash on the walls of the hall.

A LightWright file and an AutoCAD(or PDF) drawing of the lighting plot are available on request.

CONTROL

- I ETC Element console, 2 monitors
- 14 ETC Smart Bar SB6 (84 dimmers total)

POWER DISTRIBUTION

There is a 200 amp breakout in the Air Wall Closet (north wall by kitchen). Standard Cam-Lok connectors (Ground and Neutral reversed).

FOLLOWSPOTS

There are no followspots in the Abdo New River Room

COMPLETE INVENTORY

The New River Room has a permanent repertory light plot; all the inventory is hanging.

Unit Description	Detail	Total	Hanging	Storage
ETC Source Four ERS	26 deg 575W	30	30	0
ETC Source Four ERS	36 deg 575W	12	12	0
ETC Source Four PAR		12	12	0
Chauvet Rogue I Spots		12	12	0
Colorado Zoom Tour LED PARS		4	4	0

New River Room

Magic Sheet

08/31/19

Front Wash (Downstage)

1 2 3 4 5

Upstage Wash (Warm)

10 11 12 13

Upstage Wash (Cool)

15 16 17 18

High Side (Warm)

31 33
30 32

High Side (Cool)

36 38
35 37

Breakup Front & Rear

41 43
40 42

Upstage Cross

45 46

Par Wash (Amber)

50 51

Par Wash (Red)

52 53

Par Wash (Blue)

54 55

Back Wash (Blue)

60 61

Back Wash LED

121 122 123 124

Back Wash (Red)

62 63

Specials

22 23 24 25
21 **20** 26

Movers

103 112
104 102 101 111
105 110
106 107 108 109

House Wash (Amber)

70 71

House Wash (Red)

72 73

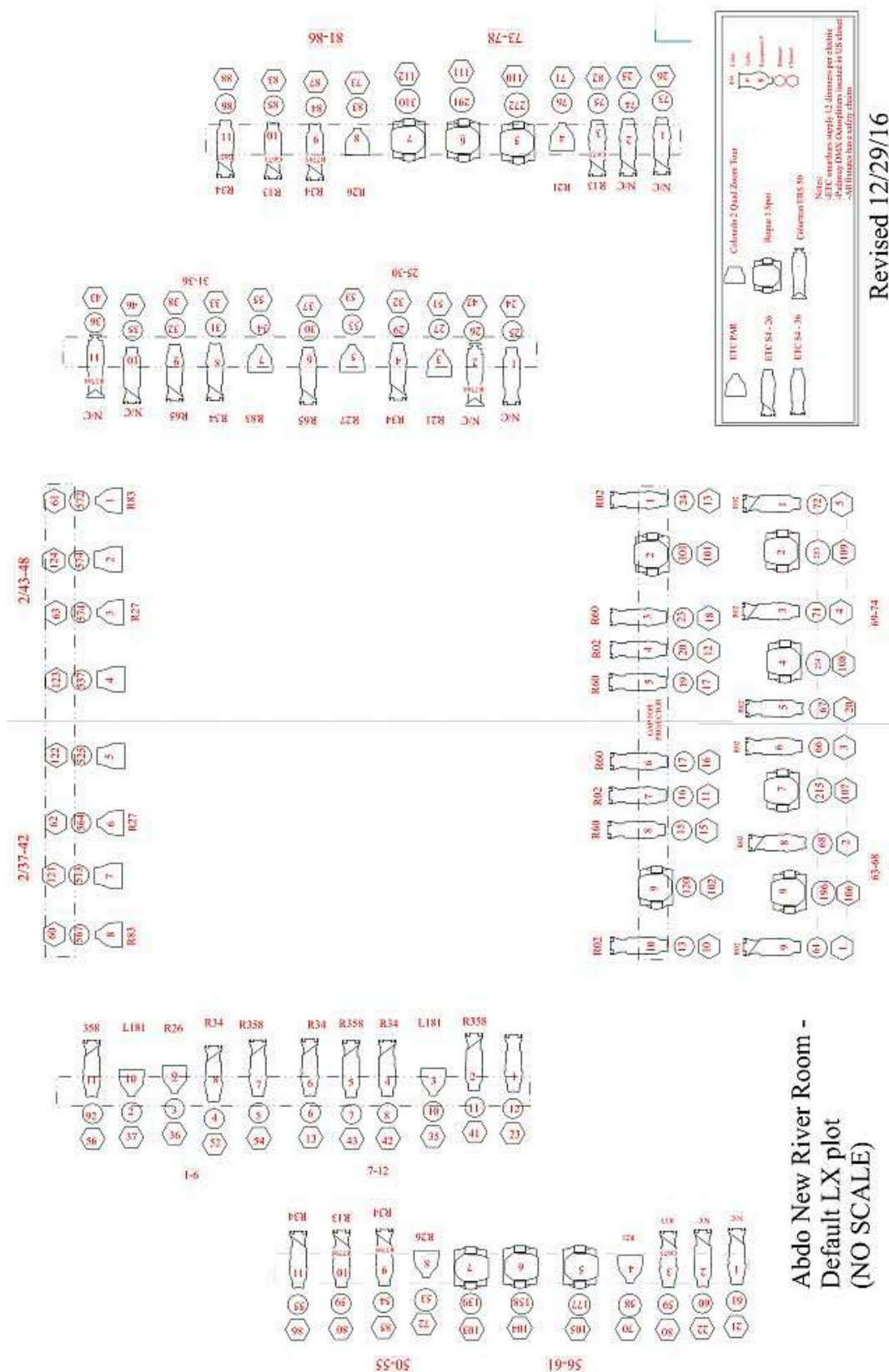
House Pattern (Yellow)

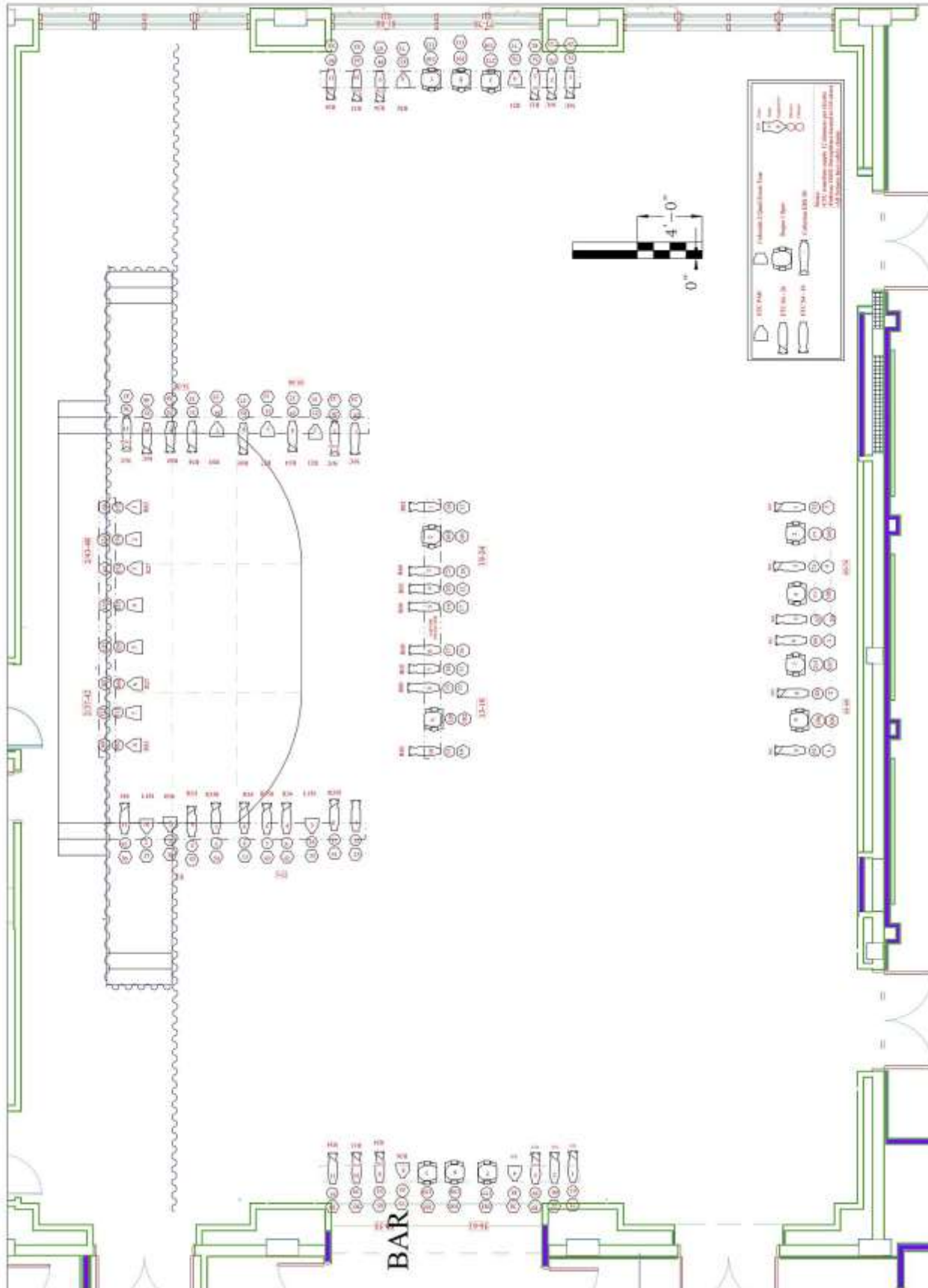
81 83
80 82

House Pattern (Pink)

86 88
85 87

Stage Lighting Plot





Revised 1/15/17

Abdo New River Room - Lighting Plot in Room Plan View

ORCHESTRA EQUIPMENT

This equipment is shared between rooms, and is only available by prior request.

CHAIRS/STANDS

96	Wenger Orchestra Chairs
6	Cello Chairs
87	Music Stands w/lights
1	Conductor's Podium and Stand
10	Stools
10	3'x 6' Tables

RISERS: Black skirting is available for risers

10	4'x 8'x 8"h
10	4'x 8'x 16"h
20	4'x 8'x 24"h

STEP UNITS:

2	8" single step units
2	16" step units
2	24" step units

PIANOS (Note: Pianos tuned only by House Tuner Only)

We strongly recommend the use of digital keyboards for use on the stage.

1	7' Steinway Grand Model B (floor only – stage cannot support its weight)
4	Yamaha Uprights (dependent on piano mover prevailing rates)

DRESSING ROOM / WARDROBE / GREEN ROOM

DRESSING ROOMS

There are two dressing rooms behind the stage in the New River Room

Dressing room 1 can accommodate 6 actors

Dressing Room 2 can accommodate 4 actors.

SUPPORT SPACES

The Abdo New River Room is not equipped with office space or green room space.

ADDITIONAL RENTAL SPACES: The following space(s) must be reserved in advance, and are subject to availability.

EINSTEIN ROOM: The Einstein Room is 36' x 18' and is located next to Au-Rene Green Room, one floor directly below the Abdo New River Room. There is no audio or video feed from the New River Room to the Einstein Room.

MAYHUE ROOM: The Mayhue room is a conference room that can seat approximately 12 people. It is located across the lobby from the Abdo New River Room. There is no audio or video feed from the New River Room to the Mayhue Conference Room.