



**BROWARD  
CENTER** FOR  
THE  
PERFORMING ARTS®

## Social NARRATIVE

*A guide to preparing new audiences for a memorable sensory-inclusive live theater experience*



**SENSORY  
INCLUSIVE**



# KNOW BEFORE YOU GO



## BUY TICKETS

**Tickets are available at the Broward Center website at a special rate: \$10.00**



## PRE-SHOW

**1-hour Pre-Show Arts & Crafts activity provided by Young at Art Museum**



## SHOW TIME!

**Performance will last 1 hour**

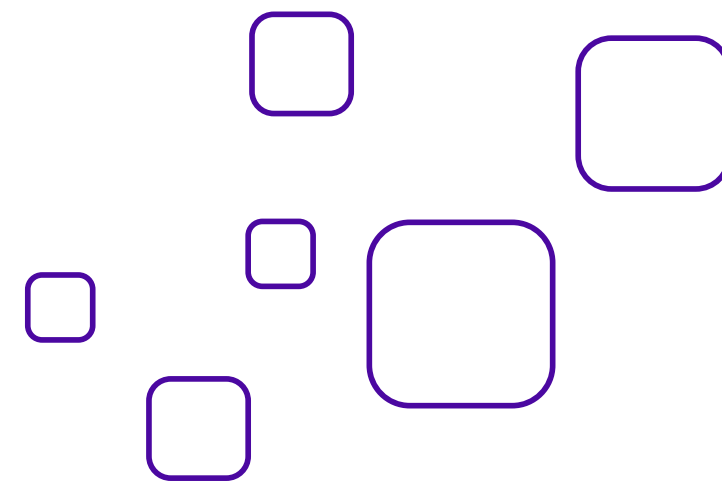


## POST-SHOW

**30-minute Post-Show Meet & Greet in the upper lobby**



**Face coverings are welcome but not required**





# PERFORMANCE TIMELINE




**Broward Center's performance timeline: **Saturday, July 12<sup>th</sup>, 2025****




**PRE-SHOW ARTS & CRAFTS**

**10:00 AM - 11:00 AM**



**SHOW BEGINS**

**11:00 AM**



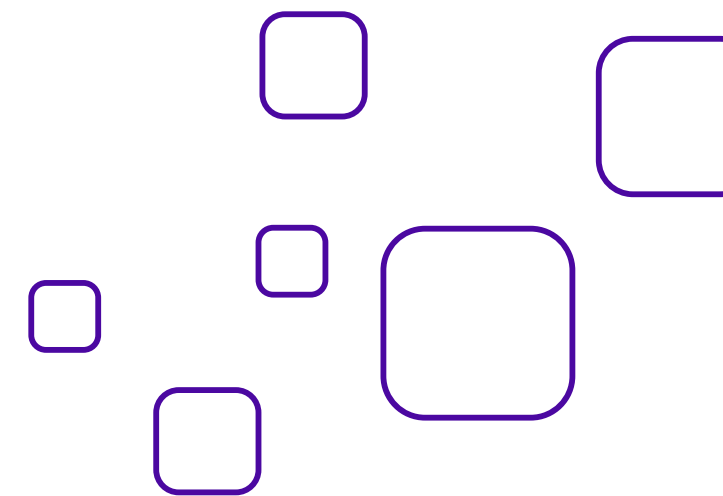
**SHOW ENDS**

**12:00 PM**




**POST-SHOW MEET & GREET**

**12:00 PM – 12:30 PM**





# MY VISIT TO THE BROWARD CENTER





**I will be going to the Broward Center to see a performance.  
I have tickets to watch:**



**Mary Poppins Jr.**



**When I get to the Broward Center, I will come from the parking garage across the street or I will be dropped off at the top of the hill at the Amaturro Theater.**



**Across the street parking garage**

**OR**



**Top of the hill: Amaturro Theater**



If I am parking in the garage, I will make sure to pay for my parking by using the  “ParkMobile” signs.



zone #

12333

 **ParkMobile**

Contactless  
Parking Payments

Ways to Pay

Download  
ParkMobile


Scan to Pay at  
ParkMobile.io



Text “Park”  
to 77223\*



WAYS TO PARK

Download  
ParkMobile


Pay Online at  
ParkMobile.io



Text “park”  
to # on sign



Pay  
Your Way





**If I am coming from the parking garage, then I will walk to the top of the hill towards Amaturo Theater.**





Once I get to the top of the hill, I will walk to the box office.



Box Office



**There will be cars and people in line. It might get noisy too, but I will stay with my group and patiently wait for my turn to show the ticket.**





**Once I get to the box office, I and everyone in my group will show our tickets before going into the theater.**









**If I need help, I can ask an usher wearing a white shirt, red tie, and black pants. If I am lost, the usher can help me find my seat, restroom, or even my group.**



**Ushers**



**The lobby has a lot of fun activities to see and explore before the show starts, but it may get too loud and crowded. I will stay close to my group.**



**Crowded Lobby**



**Stay with my group**



**In the lobby, I may get to do arts and crafts, meet the actors, or touch the actor's costumes from the performance. I will wait patiently until it is my turn for the activity.**



**Arts and crafts**




**Meet the actors**



**Touch costumes from the show**



**An announcement will be made to go to my seat so I can enjoy the first half of the show.**





**When I get into the theater, I will see a lot of seats and people.  
Each seat has a number that matches the number on the ticket.**





**My ticket has my and my group's seating numbers so we can sit together. I can show the usher my ticket so they can show me and my group to our seats.**





**If I use a wheelchair then I will be seated accordingly with my group.**





**When I get to my seat, I will wait patiently for the show to start.**





**Once the show is ready to begin, the lights will become dim.  
I will see enough light around the theater including the aisle  
seats.**





**Before the show starts, someone will come on stage and make an announcement.**





**I may meet some of the actors, who are pretending to be different characters in the show. What I will see on stage is not real; they are actors playing a part in a show. They may have masks, costumes, and toys, and they are trained to make the story look real.**





**The show is fun! I can laugh, dance, and clap during the show while staying in my seat.**





**I can take a break at any time if I tell my parents or group. Then they will take me to the ABA Centers of Florida Sensory Quiet Room.**





**I will follow the signs to the sensory quiet room. I can stay there until I am ready to go back to my seat and continue watching the show.**





**When the show gets too loud, I will use a pair of headphones that will make me feel more comfortable. I can also use a fidget toy while watching the show in my seat.**





**After the show ends, I will clap for the the actors to show that they did a good job.**





**When the show is over, there will be a lot of people leaving. I may have to wait for my turn to leave the theater to go to the lobby.**





**When I walk to the upper lobby, I will follow instructions to meet with the actors. I may have to wait in line before I can take a picture with my group.**





**I can express “thank you” to the ushers and actors for making me and my group feel welcome.**





**I had so much watching the show at the Broward Center!  
I can come back again for another show!**







**BROWARD  
CENTER** FOR  
THE  
PERFORMING ARTS®

*The Broward Center's sensory-inclusive programming is made possible by the generous support of the following funders:*



The Batchelor Foundation

Gore Family Memorial  
Foundation Trust



Nicklaus Children's  
Health System

