



**BROWARD
CENTER** FOR
THE
PERFORMING ARTS®

SOCIAL NARRATIVE

A guide to preparing new audiences for a memorable sensory-inclusive live theater experience




**SENSORY
INCLUSIVE**

KNOW BEFORE YOU GO



BUY TICKETS

Tickets are available at the Broward Center website at a special rate: \$11.80 (inclusive of fees)



PRE-SHOW

1-hour Pre-Show Arts & Crafts activity provided by Young at Art Museum



SHOW TIME!

Performance will last 1 hour

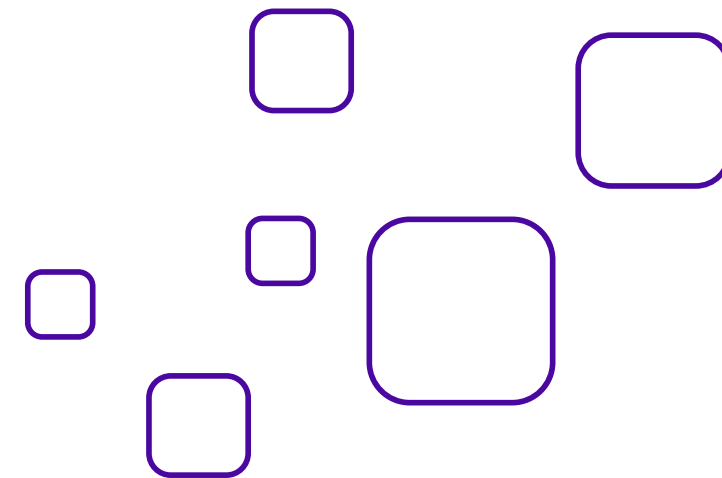


POST-SHOW

30-minute Post-Show Meet & Greet in the upper lobby



Face coverings are welcome but not required



PERFORMANCE TIMELINE




**SENSORY
INCLUSIVE**

Broward Center's performance timeline: Sunday, April 26, 2026




PRE-SHOW ARTS & CRAFTS

9:30 AM - 10:30 AM



SHOW BEGINS

10:30 AM



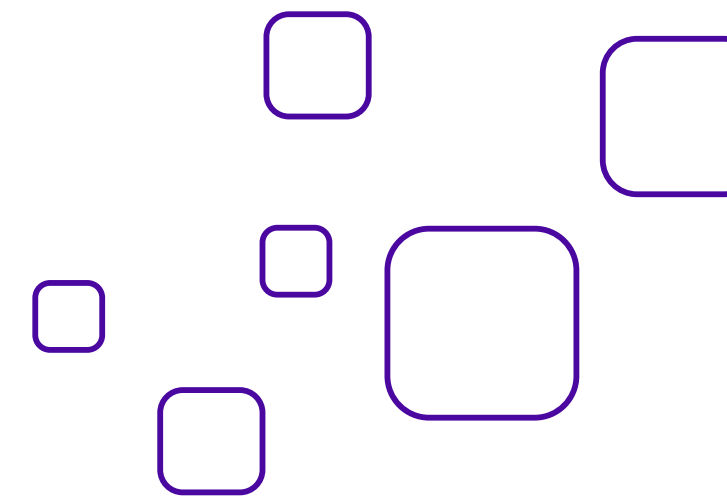
SHOW ENDS

11:30 AM



POST-SHOW MEET & GREET

11:30 AM – 12:00 PM



**MY VISIT TO THE
ROSE & ALFRED
MINIACI PERFORMING
ARTS CENTER**



I will be going to the Rose & Alfred Miniaci Performing Arts Center at NSU to see a performance. I have tickets to watch:



When I get to the Miniaci Center, I will come from the parking garage across the street by the roundabout.



View from front doors of the lobby looking at the parking garage

If I am parking in the garage, I will make sure to pay for my parking by using the "PayByPhone" signs.



Pay for parking with the PayByPhone app.

Download the app or visit paybyphone.com and follow these simple steps to pay for your parking:

- 1 Enter your location number
- 2 Select parking duration
- 3 Confirm your payment



No coins required



Receive text reminders



Add time remotely



or call 888-680-7275 to pay over the phone



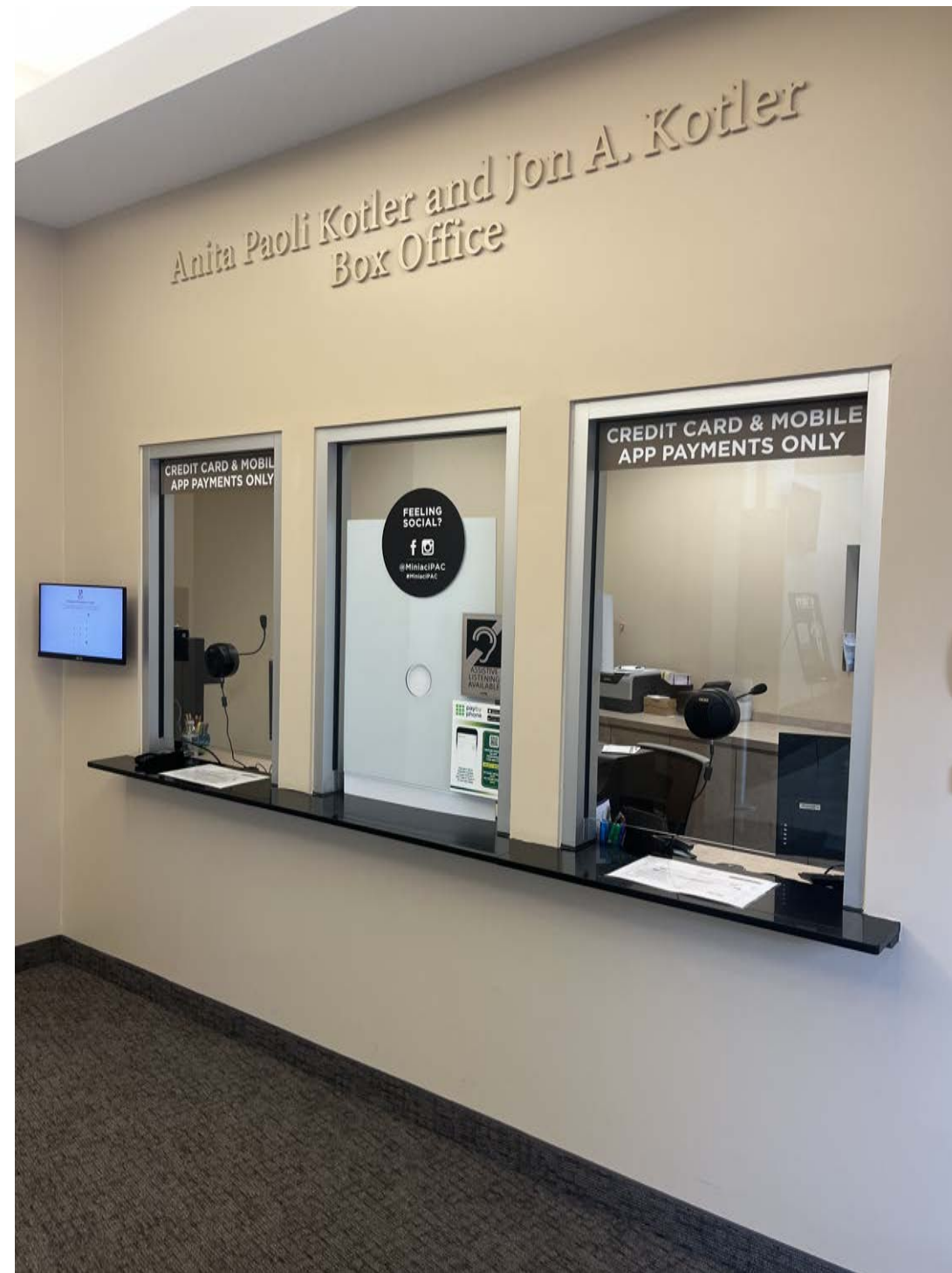
The Parking Garage is accessible from one of the two East entrances. Public parking is available for \$1.00 per hour and can be paid using the PayByPhone App or at the pay booth in advance.

There are two pay booths located near the elevators in the Southeast corner of the garage. You will need your car tag number to make a payment.

If I am coming from the parking garage, I will walk toward the University towards the roundabout and see the theater lobby doors to my left



Once I get to the lobby, the box office will be to my right.



Box Office

There will be cars and people in line. It might get noisy too, but I will stay with my group and patiently wait for my turn to show the ticket.



Once I get to the box office, I and everyone in my group will show our tickets before going into the theater.




If I need help, I can ask an usher wearing a white shirt, red tie, and black pants. If I am lost, the usher can help me find my seat, restroom, or even my group.



Ushers

The lobby has a lot of fun activities to see and explore before the show starts, but it may get too loud and crowded. I will stay close to my group.



Lobby



Stay with my group

In the lobby, I may get to do arts and crafts, meet the actors, or touch the actor's costumes from the performance. I will wait patiently until it is my turn for the activity.



Arts and crafts




Meet the actors



Touch costumes from the show

An announcement will be made to go to my seat so I can enjoy the first half of the show.



**When I get into the theater, I will see a lot of seats and people.
Each seat has a number that matches the number on the ticket.**



My ticket has my and my group's seating numbers so we can sit together. I can show the usher my ticket so they can show me and my group to our seats.



If I use a wheelchair then I will be seated accordingly with my group.



When I get to my seat, I will wait patiently for the show to start.



Once the show is ready to begin, the lights will become dim. I will see enough light around the theater including the aisle seats.



Before the show starts, someone will come on stage and make an announcement.



I may meet some of the actors, who are pretending to be different characters in the show. What I will see on stage is not real; they are actors playing a part in a show. They may have masks, costumes, and toys, and they are trained to make the story look real.



The show is fun! I can laugh, dance, and clap during the show while staying in my seat.



I can take a break at any time if I tell my parents or group. Then they will take me to the ABA Centers of Florida Sensory Quiet Area.



I will follow the signs to the ABA Centers of Florida Sensory quiet room. I can stay there until I am ready to go back to my seat and continue watching the show.



When the show gets too loud, I will use a pair of headphones that will make me feel more comfortable. I can also use a fidget toy while watching the show in my seat.



After the show ends, I will clap for the the actors to show that they did a good job.



When the show is over, there will be a lot of people leaving. I may have to wait for my turn to leave the theater to go to the lobby.



When I walk to the lobby, I will follow instructions to meet with the actors. I may have to wait in line before I can take a picture with my group.



I can express “thank you” to the ushers and actors for making me and my group feel welcome.



I had so much watching the show at the Rose & Alfred Miniaci Center! I can come back again for another show!





**BROWARD
CENTER** FOR
THE
PERFORMING ARTS®


The Broward Center's sensory-inclusive programming is made possible by the generous support of



The Batchelor Foundation



Gore Family Memorial
Foundation Trust



Nicklaus Children's
Health System

