

THE TALES OF CUSTARD THE DRAGON

CURRICULUM CONNECTIONS



Support for the Student Enrichment Through the Arts program has been provided by the following Funds at the Community Foundation of Broward:

Mildred H. Fagen Charitable Fund

Leonard & Sally Robbins Fund

Mary and Alex Mackenzie Community Impact Fund

The Frederick A. DeLuca Foundation Broward Community Fund

THE TALES OF CUSTARD THE DRAGON

How to use Curriculum Connections:

Dear Teacher,

We appreciate you!

This guide can help in your classroom, whether before or after coming to see a play or musical it can be used to highlight important concepts. The curriculum connections introduced by the Broward Center for the Performing Arts are always aligned to the Florida Standards with the idea that they introduce another tool to effectively implement engaging methods to bring the page to the stage.

Curriculum Connections improve comprehension, help students organize information, and assist students' metacognition by enabling students to check for understanding. It is designed to be used before or after coming to the theater unless otherwise stated and may contain activities for certain grade levels (this will be clearly labeled).

Curriculum Connections will always contain a reminder of theater etiquette as well as a social emotional learning activity, and a Student-Family Cooperative Activity. The activities may be re-printed for individual use, used on smart boards as class activities, or in groups. It is suggested to discuss the play or musical as a class before your field trip.

Remember to follow us on Facebook and Instagram @Broward Center Education and use the QR code (below) for our Teacher's Lounge to receive insight about discounted tickets and information for you and your students!





Theater etiquette


It is often helpful to remind students of appropriate audience etiquette by explaining and discussing WHY these rules of behavior are important:

- Restroom visits are best made prior to the performance.
- Listen carefully to the ushers and your teachers. This gets everyone to your seats quickly and ensures a pleasant experience.
- Turn watches and cell phones to silent.
- Walk single file, hold hand rails as you use the steps for your safety.
- Listen carefully to each performer. They are working hard to entertain and inform with lots of clues about the story.
- Refrain from TALKING. This allows everyone to enjoy the show without distraction. Sometimes we think that if we whisper it is okay. But, if everyone in the audience whispers, it becomes disruptive.
- Laugh if something is funny, but not too loudly, you don't want to miss any dialogue.
- Photography and recording are not permitted.
- Pay attention to the lighting, scenery, costumes and music—all of these elements help provide more details to tell the story in an interesting way.
- Applaud (clap) at the end. This shows the performers that you respect and appreciate their work.

THE TALES OF CUSTARD THE DRAGON SYNOPSIS

Based on the whimsical stories by Ogden Nash, this musical tale follows the exploits of young Belinda and her three boastfully brave pets, Mustard the Dog, Ink the Cat, and Blink the Mouse, and one not-so-brave dragon, Custard. Yet when Belinda is confronted first by a fearsome pirate and then a wicked knight, it's Cowardly Custard who comes to the rescue. Audiences will treasure Custard's discovery that you can be brave, even when you are afraid – Real courage comes from love.

Based on The Tale of Custard the Dragon and Custard the Dragon and the Wicked Knight by Ogden Nash.



THE TALES OF CUSTARD THE DRAGON Before the show:

If you learn these lines before coming to see
"The Tales of Custard the Dragon",
sing them along with us:

"Belinda lived in a little white house,
With a little black kitten and a little gray mouse,
And a little yellow dog and a little red wagon,
And a realio, trulio little pet dragon."

"Now the name of the little black kitten was Ink,
And the little gray mouse , she called her Blink,
And the little yellow dog was as sharp as mustard,
But the dragon was a coward, so she called him Custard."



Answer these questions as a class:

- 1. How many main characters are in the story?**
- 2. Who are they? What are their names?**
- 3. Would you call this a poem? Why?**



Vocabulary Introduction:

**realio, trulio: a playful way of saying
the words real and true!**



THE TALES OF CUSTARD THE DRAGON

Rhyming Words

Directions: Read the written word. The picture next to each word represents something that rhymes with the word. Spell that rhyming word in the spaces.


1 mat




2 log



3 run



4 car



5 bag



6 stand



7 sing




8 fall



THE TALES OF CUSTARD THE DRAGON

Color by Number: MATH

ADDITION



$$4 + 2 = \text{yellow}$$

$$3 + 5 = \text{pink}$$

$$3 + 4 = \text{orange}$$

$$1 + 4 = \text{purple}$$

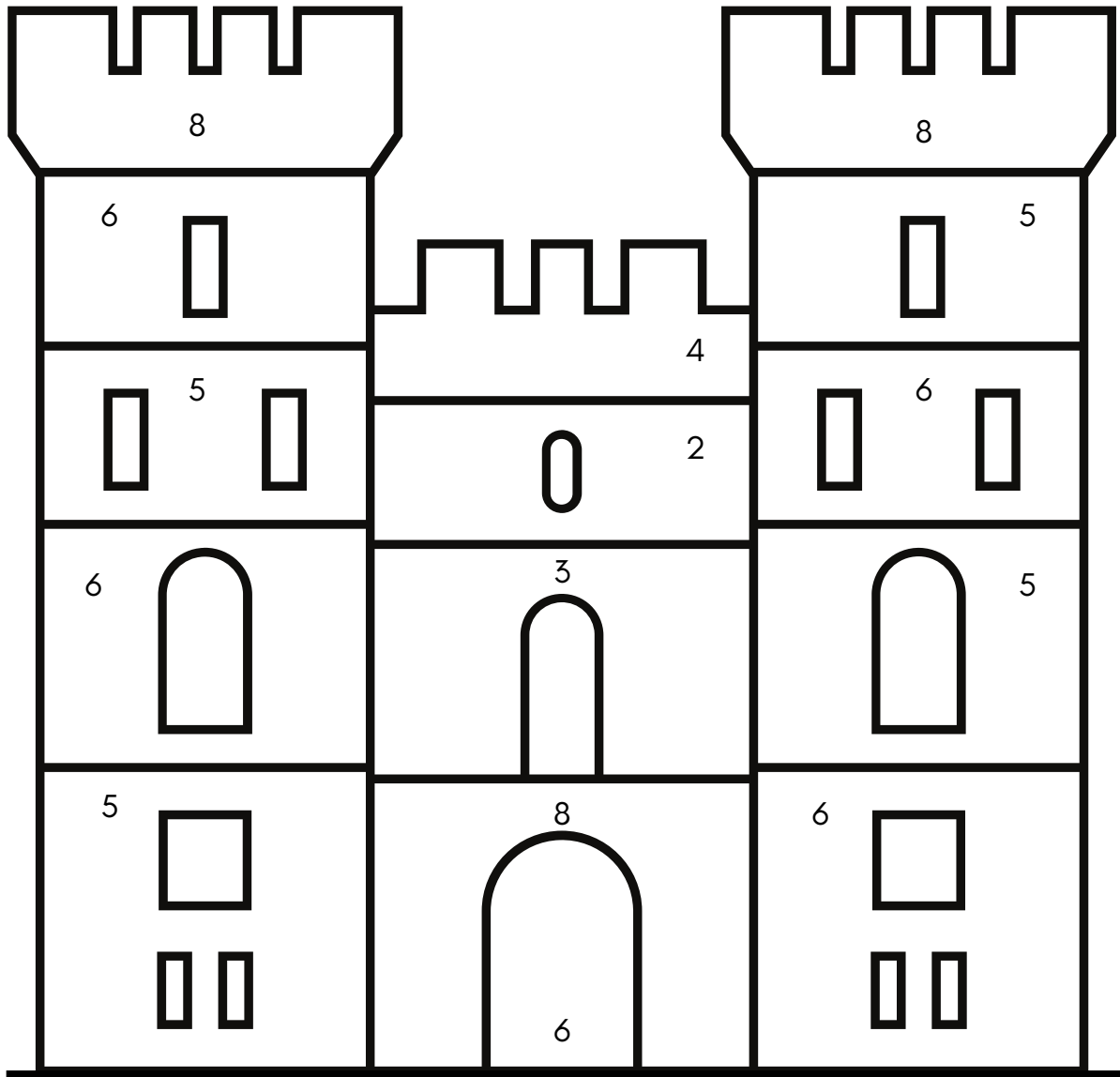
$$6 + 4 = \text{green}$$

$$8 + 1 = \text{red}$$

THE TALES OF CUSTARD THE DRAGON

Color by Number: MATH

SUBTRACTION



$$10 - 5 = \text{pink}$$

$$5 - 2 = \text{blue}$$

$$10 - 2 = \text{red}$$


$$6 - 4 = \text{orange}$$

$$9 - 3 = \text{yellow}$$

$$8 - 4 = \text{purple}$$

THE TALES OF CUSTARD THE DRAGON MAZE GAME

Help Mustard get to Custard.



THE TALES OF CUSTARD THE DRAGON

Sequencing: **After the Show Activity**

The Tales of Custard the Dragon

Draw four (4) events from the story in the correct order:

1

2

3

4

THE TALES OF CUSTARD THE DRAGON

Two truths and a lie!

Partner or class activity!

In The Tales of Custard the Dragon, some of Belinda's friends have trouble with the truth. Write three sentences below about you. Two of them need to be true and one a lie. Ask your partner or class to figure out which one is a lie.

1.

2.

3.

THE TALES OF CUSTARD THE DRAGON

S.E.L.

REASONS WHY I AM GREAT

I am _____


I am _____

I am _____

I am _____

I am _____

I am _____



THIS IS ME

By: _____

Pre-K-5 Student to Family Cooperative Activity Ideas:

- Create a home theater space: Dedicate a specific area in your home as a temporary theater space. It can be anywhere with a little bit of space to "put on a show". Create a cozy ambiance with lighting and comfortable seating.
- Create tickets and programs: Design and print them at home or even hand made. Deliver the tickets to family members, and the programs can include information about the performance, cast, and crew. This adds a touch of authenticity and excitement.
- Snack bar and concessions: Set up a snack bar or concessions stand with a variety of treats and refreshments. You can even create special themed snacks related to the performance you are watching.
- Interactive viewing experience: Encourage audience participation during the performance. For example, during a musical, you can sing along to the songs and clap during applause-worthy moments!
- Post-show discussions: After the performance, have a family discussion about the show. Share your thoughts, favorite moments, and discuss the themes or lessons portrayed. This can foster critical thinking and encourage creativity in your kids.
- **Remember, the goal is to create a memorable and immersive experience. Adapt these ideas based on your family's preferences and the resources available to you. The key is to have fun and enjoy the theater experience in your digs!**

Additional Activity Ideas:



- Memory jars: Create a memory jar with your children. Write down favorite childhood memories on small pieces of paper and put them in a jar. Each week or month, take turns pulling out a memory and sharing it. This can spark conversations and lead to further discussions about your childhood experiences, and theirs too!
- Bedtime stories: Instead of reading traditional bedtime stories, take turns sharing personal stories from your childhood. These could be tales of adventure, funny incidents, or heartwarming experiences. This can create a strong bond between you and your children as you share personal narratives.
- Encourage your kids to create their own journals or scrapbooks to document their childhood memories. Take the opportunity to share your childhood stories as you help them with their own projects. You can even contribute by adding some of your own stories or mementos to their journals.
- What was your favorite song, band or genre growing up? Play a few songs for your child/children and let them play a few of their favorites for you!
- Create traditions with your child/children!: Establish special rituals or traditions that you can share. It could be a weekly movie night, cooking together on weekends, going for a walk after dinner, or singing at the top of your lungs before bedtime.

Standards Alignment: The Tales of Custard the Dragon

Standards Alignment: The activities in this guide are aligned with the standards listed below. When teachers incorporate the arts, they increase student engagement, offer multiple points for students to access the curriculum, and provide alternate means for students to demonstrate what they know.

Florida's Benchmarks for Excellent Student Thinking (B.E.S.T.)	
Kindergarten through Grade 12/ English Language Arts	
ELA.K12.EE.1.1	Cite evidence to explain and justify reasoning.
ELA.K12.EE.2.1	Read and comprehend grade-level complex texts proficiently.
ELA.K12.EE.3.1	Make inferences to support comprehension.
ELA.K12.EE.4.1	Use appropriate collaborative techniques and active listening skills when engaging in discussions in a variety of situations.
ELA.K12.EE.5.1	Use the accepted rules governing a specific format to create quality work.
ELA.K12.EE.6.1	Use appropriate voice and tone when speaking or writing.
Mathematics	
MA.K.AR.1.3	Solve addition and subtraction real-world problems using objects, drawings, or equations to represent the problem.
MA.1.AR.1.2	Solve addition and subtraction real-world problems using objects, drawings, or equations to represent the problem.



New:

Each time you submit student work,
your name is entered in a drawing
for tickets to a show

at the Broward Center:

Fall Show: **HADESTOWN**

Spring Show: **MRS. DOUBTFIRE**

Dear Teachers,

Thank you for your continued support of the SEAS Program. We value the preparation you make before the show to attend the Broward Center for the Performing Arts, and the introduction you forge for the students when the show has concluded to continue making connections long after the buses have returned to school!

If you'd like to share any of the work from the study guides, please use this link:

Click Here to Upload Student Work Samples:

<https://tinyurl.com/SEAS2324-samples>



Should you have any questions, please contact
Lauri Foster at: <mailto:lauri.fostere@browardschools.com>

