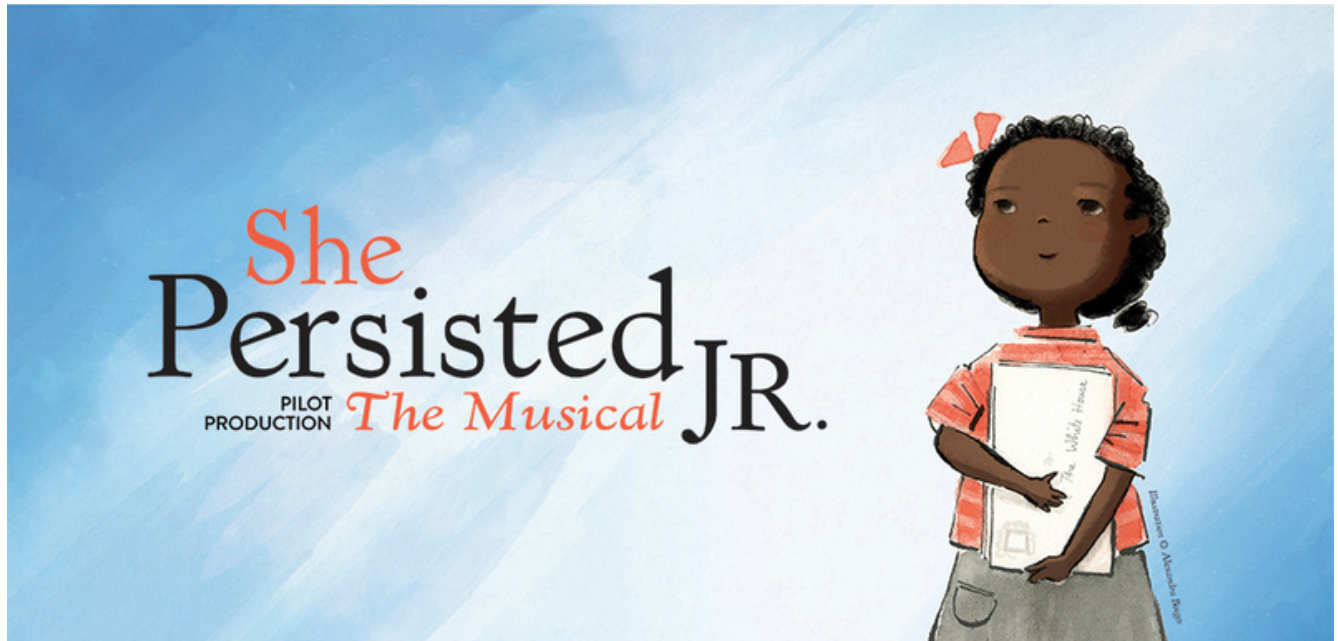


She Persisted The Musical, Jr.

CURRICULUM CONNECTIONS



Support for the Student Enrichment Through the Arts program has been provided by the following Funds at the Community Foundation of Broward:

Mildred H. Fagen Charitable Fund

Leonard & Sally Robbins Fund

Mary and Alex Mackenzie Community Impact Fund

The Frederick A. DeLuca Foundation Broward Community Fund

She Persisted The Musical, Jr.

How to use Curriculum Connections:

Dear Teacher,


We appreciate you!

This guide can help in your classroom, whether before or after coming to see a play or musical it can be used to highlight important concepts. The curriculum connections introduced by the Broward Center for the Performing Arts are always aligned to the Florida Standards with the idea that they introduce another tool to effectively implement engaging methods to bring the page to the stage.

Curriculum Connections improve comprehension, help students organize information, and assist students' metacognition by enabling students to check for understanding. It is designed to be used before or after coming to the theater unless otherwise stated and may contain activities for certain grade levels (this will be clearly labeled).

Curriculum Connections will always contain a reminder of theater etiquette as well as a social emotional learning activity, and a Student-Family Cooperative Activity. The activities may be re-printed for individual use, used on smart boards as class activities, or in groups. It is suggested to discuss the play or musical as a class before your field trip.

Remember to follow us on Facebook and Instagram @Broward Center Education and use the QR code (below) for our Teacher's Lounge to receive insight about discounted tickets and information for you and your students!





Theater etiquette

It is often helpful to remind students of appropriate audience etiquette by explaining and discussing WHY these rules of behavior are important:


- Restroom visits are best made prior to the performance.
- Listen carefully to the ushers and your teachers. This gets everyone to your seats quickly and ensures a pleasant experience.
- Turn watches and cell phones to silent.
- Walk single file, hold hand rails as you use the steps for your safety.
- Listen carefully to each performer. They are working hard to entertain and inform with lots of clues about the story.
- Refrain from TALKING. This allows everyone to enjoy the show without distraction. Sometimes we think that if we whisper it is okay. But, if everyone in the audience whispers, it becomes disruptive.
- Laugh if something is funny, but not too loudly, you don't want to miss any dialogue.
- Photography and recording are not permitted.
- Pay attention to the lighting, scenery, costumes and music—all of these elements help provide more details to tell the story in an interesting way.
- Applaud (clap) at the end. This shows the performers that you respect and appreciate their work.

She Persisted The Musical, Jr.

Synopsis:

Fourth-grader Naomi's field trip to a Women's History Museum turns into a time travel adventure where she encounters inspirational women who have overcome barriers and made waves throughout U.S. history. Naomi learns that she will have to write a paper on how the women in the museum inspire her to follow her dreams. She asks why there needs to be a women's history museum when women's history should just be "history history." Ms. Chan and the Museum Tour Guide explain that women often get left out Naomi is overwhelmed and wonders how she can accomplish so much. Time takes Naomi on a time traveling journey, in which she meets many infamous women such as Harriet Tubman, Virginia Apgar, Ruby Bridges, Sally Ride, Florence Griffith Joyner, and Sonia Sotomayor.

Naomi finally understands she doesn't have to be perfect to make a difference and that her personal best is more than enough. She returns to her field trip and asks Ms. Chan for help with her essay and explains how all the women in the museum have inspired her. Ms. Chan tells Naomi that she clearly doesn't need help with the essay. Naomi takes in all that she has learned and embraces what the future has instore for her.



She Persisted The Musical, Jr.

Meet the Inspirational Women...

Naomi
Our fourth grade
protagonist



Ms.
Chan/Time
Naomi's fourth grade
teacher and the
concept of time
embodied



Sonia
Sotomayer
The first woman
and Latina to serve
on the Supreme
Court



Harriet
Tubman
An American
abolitionist and
social activist




Florence
Griffith
Joyner
an American
track/field athlete
and record setting
Olympian



Dr. Virginia
Apgar
an American
physician, medical
researcher, and
inventor of the
Apgar Score



Sally Ride
the first American
women to fly in
space



Ruby Bridges
one of the first
African Americans
to desegregate the
American school
system



She Persisted The Musical, Jr.

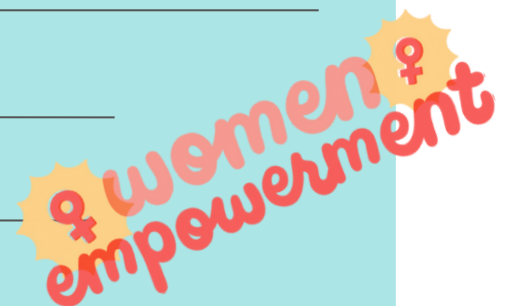
Women of Influence

Choose one of the women from She Persisted, do some research, and complete this activity.

Facts

Accomplishments




How has she impacted the world?



She Persisted The Musical, Jr.

Leadership





Work in a group to fill in the spaces!



a strong

LEADER

is



She Persisted The Musical, Jr.

The woman I admire the most

International Women's day is celebrated in March. It is a holiday that honors women around the world. Write a short paragraph about a woman you look up to.



(Name) _____

She Persisted The Musical, Jr.

Goal setting worksheet: SEL

My name:

Date:

My goal for this year

Why I want to achieve this

Problems that may appear

Possible solutions

What will I do to achieve my goals?

How will I monitor my process?

Tasks that will lead to my goal

Date

Tasks



Make it HAPPEN

K-5 Student to Family Cooperative Activity Ideas:

- Create a home theater space: Dedicate a specific area in your home as a temporary theater space. It can be anywhere with a little bit of space to "put on a show". Create a cozy ambiance with lighting and comfortable seating.
- Create tickets and programs: Design and print them at home or even hand made. Deliver the tickets to family members, and the programs can include information about the performance, cast, and crew. This adds a touch of authenticity and excitement.
- Snack bar and concessions: Set up a snack bar or concessions stand with a variety of treats and refreshments. You can even create special themed snacks related to the performance you are watching.
- Interactive viewing experience: Encourage audience participation during the performance. For example, during a musical, you can sing along to the songs and clap during applause-worthy moments!
- Post-show discussions: After the performance, have a family discussion about the show. Share your thoughts, favorite moments, and discuss the themes or lessons portrayed. This can foster critical thinking and encourage creativity in your kids.
- **Remember, the goal is to create a memorable and immersive experience. Adapt these ideas based on your family's preferences and the resources available to you. The key is to have fun and enjoy the theater experience in your digs!**

Additional Activity Ideas:



- Memory jars: Create a memory jar with your children. Write down favorite childhood memories on small pieces of paper and put them in a jar. Each week or month, take turns pulling out a memory and sharing it. This can spark conversations and lead to further discussions about your childhood experiences, and theirs too!
- Bedtime stories: Instead of reading traditional bedtime stories, take turns sharing personal stories from your childhood. These could be tales of adventure, funny incidents, or heartwarming experiences. This can create a strong bond between you and your children as you share personal narratives.
- Encourage your kids to create their own journals or scrapbooks to document their childhood memories. Take the opportunity to share your childhood stories as you help them with their own projects. You can even contribute by adding some of your own stories or mementos to their journals.
- What was your favorite song, band or genre growing up? Play a few songs for your child/children and let them play a few of their favorites for you!
- Create traditions with your child/children!: Establish special rituals or traditions that you can share. It could be a weekly movie night, cooking together on weekends, going for a walk after dinner, or singing at the top of your lungs before bedtime.

Standards Alignment: She Persisted

Standards Alignment: The activities in this guide are aligned with the standards listed below. When teachers incorporate the arts, they increase student engagement, offer multiple points for students to access the curriculum, and provide alternate means for students to demonstrate what they know.

Florida's Benchmarks for Excellent Student Thinking (B.E.S.T.)/NGSSS	
Kindergarten through Grade 12/ English Language Arts	
ELA.K12.EE.1.1	Cite evidence to explain and justify reasoning.
ELA.K12.EE.2.1	Read and comprehend grade-level complex texts proficiently.
ELA.K12.EE.3.1	Make inferences to support comprehension.
ELA.K12.EE.4.1	Use appropriate collaborative techniques and active listening skills when engaging in discussions in a variety of situations.
ELA.K12.EE.5.1	Use the accepted rules governing a specific format to create quality work.
ELA.K12.EE.6.1	Use appropriate voice and tone when speaking or writing.
ELA.3.C.2.1	Present information orally, in a logical sequence, using nonverbal cues, appropriate volume, and clear pronunciation.
ELA.1.C.1.2	Write narratives that retell two or more appropriately sequenced events, including relevant details and a sense of closure.
Next Generation Sunshine State Standards/Social Studies	
SS.5.A.5.4	Examine and explain the changing roles and impact of significant women during the American Revolution.
SS.5.A.1.1	Use primary and secondary sources to understand history.
SS.5.A.1.2	Utilize timelines to identify and discuss American History time periods.
SS.5.C.2.3	Analyze how the Constitution has expanded voting rights from our nation's early history to today.



New:

Each time you submit student work,
your name is entered in a drawing
for tickets to a show
at the Broward Center:

Fall Show: **HADESTOWN**

Spring Show: **MRS. DOUBTFIRE**

Dear Teachers,

Thank you for your continued support of the SEAS Program. We value the preparation you make before the show to attend the Broward Center for the Performing Arts, and the introduction you forge for the students when the show has concluded to continue making connections long after the buses have returned to school!

If you'd like to share any of the work from the study guides, please use this link:

Click Here to Upload Student Work Samples:

<https://tinyurl.com/SEAS2324-samples>



Should you have any questions, please contact
Lauri Foster at: <mailto:lauri.fostere@browardschools.com>

