


# Rita Finds Home

## CURRICULUM CONNECTIONS



Support for the Student Enrichment Through the Arts program has been provided by the following Funds at the Community Foundation of Broward:

**Mildred H. Fagen Charitable Fund**

**Leonard & Sally Robbins Fund**

**Mary and Alex Mackenzie Community Impact Fund**

**The Frederick A. DeLuca Foundation Broward Community Fund**

# Rita Finds Home

## How to use Curriculum Connections:

Dear Teacher,

We appreciate you!

This guide can help in your classroom, whether before or after coming to see a play or musical it can be used to highlight important concepts. The curriculum connections introduced by the Broward Center for the Performing Arts are always aligned to the Florida Standards with the idea that they introduce another tool to effectively implement engaging methods to bring the page to the stage.

Curriculum Connections improve comprehension, help students organize information, and assist students' metacognition by enabling students to check for understanding. It is designed to be used before or after coming to the theater unless otherwise stated and may contain activities for certain grade levels (this will be clearly labeled).

Curriculum Connections will always contain a reminder of theater etiquette as well as a social emotional learning activity, and a Student-Family Cooperative Activity. The activities may be re-printed for individual use, used on smart boards as class activities, or in groups. It is suggested to discuss the play or musical as a class before your field trip.

Remember to follow us on Facebook and Instagram @Broward Center Education and use the QR code (below) for our Teacher's Lounge to receive insight about discounted tickets and information for you and your students!





# Theater etiquette

It is often helpful to remind students of appropriate audience etiquette by explaining and discussing WHY these rules of behavior are important:

- Restroom visits are best made prior to the performance.
- Listen carefully to the ushers and your teachers. This gets everyone to your seats quickly and ensures a pleasant experience.
- Turn watches and cell phones to silent.
- Walk single file, hold hand rails as you use the steps for your safety.
- Listen carefully to each performer. They are working hard to entertain and inform with lots of clues about the story.
- Refrain from TALKING. This allows everyone to enjoy the show without distraction. Sometimes we think that if we whisper it is okay. But, if everyone in the audience whispers, it becomes disruptive.
- Laugh if something is funny, but not too loudly, you don't want to miss any dialogue.
- Photography and recording are not permitted.
- Pay attention to the lighting, scenery, costumes and music—all of these elements help provide more details to tell the story in an interesting way.
- Applaud (clap) at the end. This shows the performers that you respect and appreciate their work.

# The Story: Rita Finds Home

## Miami City Ballet


Rita, a young artist, paints and dreams of one day living in the big city despite the lush tropical island she lives in. When a hurricane thrusts Rita and her mother into a new life in an urban metropolis, she struggles to adapt to her new environment. Feeling lost and like everything she knew, including her talents, were washed away by the storm, Rita embarks on a journey that helps her re-define what home means to her. With a little help from her new friends and her family, Rita's spirits lift as she explores the beauty of her new city, igniting a new sense of home, and the realization that her talents never left her.

### *Young Audiences, Big Impact:*

The Joffrey Academy of Dance is the Official School of The Joffrey Ballet, serving over 1,000 students each year with world-class dance training at for all ages and levels. Rita Finds Home will be performed by an ensemble of dancers from the Academy's Studio and Trainee programs, both of which are pre-professional tracks preparing students for a career in dance. The Studio and Trainee programs are the two highest levels of study within the Academy, and the opportunity for those dancers to perform in a touring production like Rita Finds Home with many different audiences and venues will be a valuable part of their studies.

By bringing the Joffrey Academy dancers beyond their traditional stages and into the community, the Joffrey aims to inspire the next generation of dancers and audience members, while spreading joy to families who might not otherwise experience the impact of professional dance.





# Rita Finds Home

## Weather Word Search

Can you find the words hidden in the puzzle?

P	K	S	U	M	M	Y	L	C	E	M	P
L	H	A	N	R	O	A	H	O	T	U	A
D	O	F	C	O	O	L	K	L	R	S	R
O	T	I	L	C	W	I	N	D	Y	I	T
E	E	T	C	C	N	Y	E	B	O	O	L
F	R	F	H	L	G	S	O	H	V	H	Y
O	S	S	O	R	O	R	C	A	F	E	C
G	T	T	S	L	S	U	N	N	Y	I	L
G	O	W	L	O	T	A	D	D	R	L	O
Y	D	R	A	I	N	Y	D	Y	G	I	U
K	M	H	N	R	P	E	N	N	N	S	D
P	S	T	O	R	M	Y	A	R	E	G	Y

HOT

WARM

SNOWY

CLOUDY

COLD

WINDY

STORMY

SUNNY

COOL

RAINY

FOGGY

PARTLY CLOUDY



# Rita Finds Home

## Life in the City

Classify the words and phrases into the correct category to learn more about life in the city.

toy stores	movie theaters	birds	dance class	buses
in a house	in a condominium	visit friends	trees	doctors
people	in an apartment	subways	hospitals	schools
go shopping	go for a walk	police officers	cars	dogs
museums	clothing stores	grocery stores	firefighters	trains
read books	traffic lights	teachers	buildings	parks

**Places where I can  
live in the city**

**Places I can see  
in the city**

**Community helpers  
I can see in the city**


**Things I can find in  
the city**

**Means of transportation  
I can use in the city**

**Activities I can do  
in the city**



# Rita Finds Home Weekly Weather Record




Draw (create) your own weather symbols in each box below:

sunny	cloudy	rainy	storm	snow	windy

Complete the table below for one week: Week of: \_\_\_\_\_

Day	Temperature	Rainfall	Weather
MON			
TUES			
WED			
THUR			
FRI			



# Rita Finds Home: SEL

## Exploring my emotions

Choose the names of these emotions from the list to fill the blank space then answer the questions.

Angry

Sad

Happy

Confused

Shocked

Disappointed

silly

loved



.....



.....



.....



.....



.....



.....



.....



.....

How do you feel when you lose something? .....

How do you feel when you have a nightmare? .....

How do you feel when it storms? .....

How do you feel when someone hugs you? .....


How do you feel when it is your birthday? .....



# Rita Finds Home: Writing

## K-2

Who helps you when you are sad? Draw and write about your special helper:



---

---

---

---

---

---

# Rita Finds Home: Writing

3-5

Write about a time you struggled to adapt to something new.  
Who helped you? How did you overcome?

[illegible]

# K-5 Student to Family Cooperative Activity Ideas:

- Create a home theater space: Dedicate a specific area in your home as a temporary theater space. It can be anywhere with a little bit of space to "put on a show". Create a cozy ambiance with lighting and comfortable seating.
- Create tickets and programs: Design and print them at home or even hand made. Deliver the tickets to family members, and the programs can include information about the performance, cast, and crew. This adds a touch of authenticity and excitement.
- Snack bar and concessions: Set up a snack bar or concessions stand with a variety of treats and refreshments. You can even create special themed snacks related to the performance you are watching.
- Interactive viewing experience: Encourage audience participation during the performance. For example, during a musical, you can sing along to the songs and clap during applause-worthy moments!
- Post-show discussions: After the performance, have a family discussion about the show. Share your thoughts, favorite moments, and discuss the themes or lessons portrayed. This can foster critical thinking and encourage creativity in your kids.
- **Remember, the goal is to create a memorable and immersive experience. Adapt these ideas based on your family's preferences and the resources available to you. The key is to have fun and enjoy the theater experience in your digs!**

## Additional Activity Ideas:



- Memory jars: Create a memory jar with your children. Write down favorite childhood memories on small pieces of paper and put them in a jar. Each week or month, take turns pulling out a memory and sharing it. This can spark conversations and lead to further discussions about your childhood experiences, and theirs too!
- Bedtime stories: Instead of reading traditional bedtime stories, take turns sharing personal stories from your childhood. These could be tales of adventure, funny incidents, or heartwarming experiences. This can create a strong bond between you and your children as you share personal narratives.
- Encourage your kids to create their own journals or scrapbooks to document their childhood memories. Take the opportunity to share your childhood stories as you help them with their own projects. You can even contribute by adding some of your own stories or mementos to their journals.
- What was your favorite song, band or genre growing up? Play a few songs for your child/children and let them play a few of their favorites for you!
- Create traditions with your child/children!: Establish special rituals or traditions that you can share. It could be a weekly movie night, cooking together on weekends, going for a walk after dinner, or singing at the top of your lungs before bedtime.

### **Standards Alignment: Rita Finds Home (Miami City Ballet)**

**Standards Alignment:** The activities in this guide are aligned with the standards listed below. When teachers incorporate the arts, they increase student engagement, offer multiple points for students to access the curriculum, and provide alternate means for students to demonstrate what they know.

Florida's Benchmarks for Excellent Student Thinking (B.E.S.T.)	
Kindergarten through Grade 12/ English Language Arts	
ELA.K.12.EE.1.1	Cite evidence to explain and justify reasoning.
ELA.K.12.EE.2.1	Read and comprehend grade-level complex texts proficiently.
ELA.K.12.EE.3.1	Make inferences to support comprehension.
ELA.K.12.EE.4.1	Use appropriate collaborative techniques and active listening skills when engaging in discussions in a variety of situations.
ELA.K.12.EE.5.1	Use the accepted rules governing a specific format to create quality work.
ELA.K.12.EE.6.1	Use appropriate voice and tone when speaking or writing.
Science	
SS.K.G.3.3	Describe and give examples of seasonal weather changes and illustrate how weather affects people and the environment.
SS.1.G.1.6	Describe how location, weather, and physical environment affect the way people live in our community.
SC.2.E.7.5	State the importance of preparing for severe weather, lightning, and other weather related events.



# New:

Each time you submit student work,  
your name is entered in a drawing  
for tickets to a show  
at the Broward Center:

Fall Show: **HADESTOWN**

Spring Show: **MRS. DOUBTFIRE**

Dear Teachers,

Thank you for your continued support of the SEAS Program. We value the preparation you make before the show to attend the Broward Center for the Performing Arts, and the introduction you forge for the students when the show has concluded to continue making connections long after the buses have returned to school!

If you'd like to share any of the work from the study guides, please use this link:

Click Here to Upload Student Work Samples:

**<https://tinyurl.com/SEAS2324-samples>**



Should you have any questions, please contact  
Lauri Foster at: <mailto:lauri.fostere@browardschools.com>

