

# Harriet Tubman

## AND THE UNDERGROUND RAILROAD

### CURRICULUM CONNECTIONS



Support for the Student Enrichment Through the Arts program has been provided by the following Funds at the Community Foundation of Broward:

**Mildred H. Fagen Charitable Fund**

**Leonard & Sally Robbins Fund**

**Mary and Alex Mackenzie Community Impact Fund**

**The Frederick A. DeLuca Foundation Broward Community Fund**

# Harriet Tubman

AND THE UNDERGROUND RAILROAD

## How to use Curriculum Connections:

Dear Teacher,

We appreciate you!

This guide can help in your classroom, whether before or after coming to see a play or musical it can be used to highlight important concepts. The curriculum connections introduced by the Broward Center for the Performing Arts are always aligned to the Florida Standards with the idea that they introduce another tool to effectively implement engaging methods to bring the page to the stage.

Curriculum Connections improve comprehension, help students organize information, and assist students' metacognition by enabling students to check for understanding. It is designed to be used before or after coming to the theater unless otherwise stated and may contain activities for certain grade levels (this will be clearly labeled).

Curriculum Connections will always contain a reminder of theater etiquette as well as a social emotional learning activity, and a Student-Family Cooperative Activity. The activities may be re-printed for individual use, used on smart boards as class activities, or in groups. It is suggested to discuss the play or musical as a class before your field trip.

Remember to follow us on Facebook and Instagram @Broward Center Education and use the QR code (below) for our Teacher's Lounge to receive insight about discounted tickets and information for you and your students!





# Theater etiquette

It is often helpful to remind students of appropriate audience etiquette by explaining and discussing WHY these rules of behavior are important:

- Restroom visits are best made prior to the performance.
- Listen carefully to the ushers and your teachers. This gets everyone to your seats quickly and ensures a pleasant experience.
- Turn watches and cell phones to silent.
- Walk single file, hold hand rails as you use the steps for your safety.
- Listen carefully to each performer. They are working hard to entertain and inform with lots of clues about the story.
- Refrain from TALKING. This allows everyone to enjoy the show without distraction. Sometimes we think that if we whisper it is okay. But, if everyone in the audience whispers, it becomes disruptive.
- Laugh if something is funny, but not too loudly, you don't want to miss any dialogue.
- Photography and recording are not permitted.
- Pay attention to the lighting, scenery, costumes and music—all of these elements help provide more details to tell the story in an interesting way.
- Applaud (clap) at the end. This shows the performers that you respect and appreciate their work.

# Harriet Tubman

## AND THE UNDERGROUND RAILROAD

### INTRODUCTION:


Harriet Tubman was a great American who freed herself and hundreds of others from the bonds of slavery. She faced many challenges over the course of her lifetime; nevertheless she was determined to change the world with her courage.

Our drama begins as Harriet's friend, Sarah Bradford, author of *Scenes in the Life of Harriet Tubman*, is persuading a publisher to print her book. The publisher is not enthusiastic until he begins to read through the stories of Harriet's life.

As our story unfolds, we learn of Harriet's early years in slavery, her escape to freedom, and her time as a conductor on the Underground Railroad. The Underground Railroad was a lifeline for the enslaved escaping to freedom, and Harriet Tubman was undoubtedly one of its most famous conductors.

During the Civil War, Harriet became a spy for the Union Army and later she served as a nurse and a scout. The North won the war, bringing emancipation to the enslaved, but that did not end Harriet's struggle for freedom.

After the war, Tubman continued the struggle for freedom as a leader in the suffrage movement. She died from pneumonia on March 10, 1913 in Auburn, New York and was buried with military honors.



# Harriet Tubman

## The Underground Railroad

<https://youtu.be/Dv7YhVKFqbQ>

After learning about the Harriet Tubman and the Underground Railroad, answer the questions below.

Why is it called the Underground Railroad?

---

---

---

---

---

---

---

How important was the role of the Underground Railroad and its conductors to the freedom of enslaved people?

---

---

---

---

---

---

---

---

---

---

What was Harriet Tubman's role in the Underground Railroad?

---

---

---

---

---

---

---

---

---

---

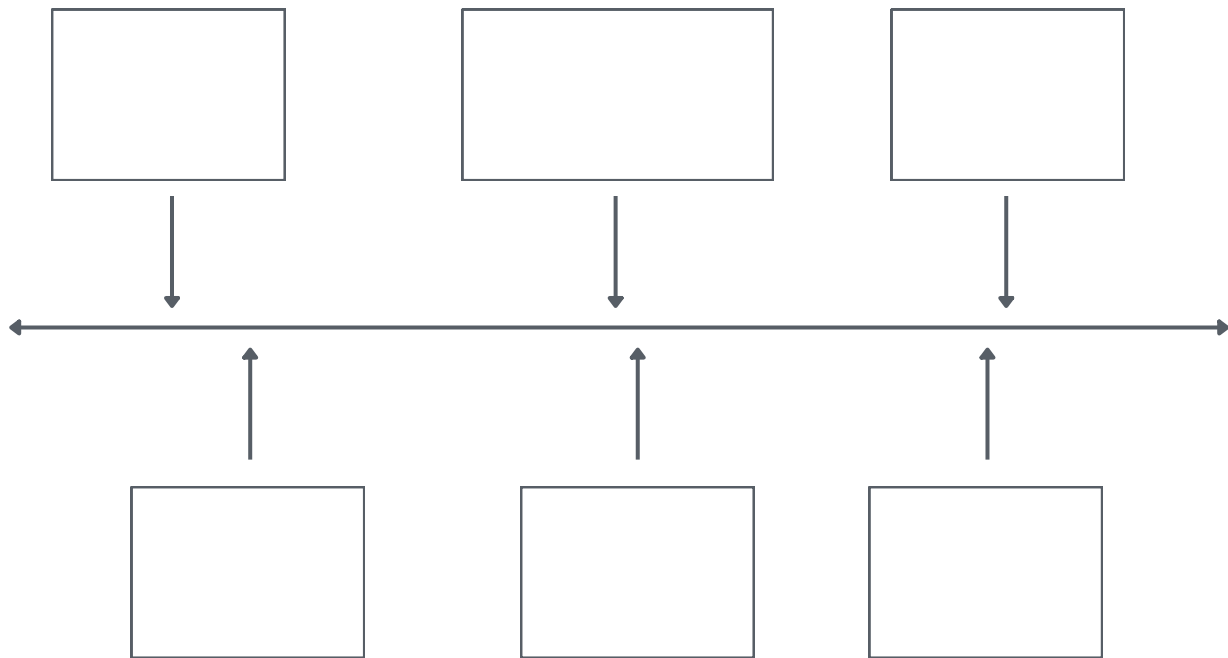
# Harriet Tubman

## AND THE UNDERGROUND RAILROAD

### *Timeline of Events*

Create a timeline of important events in Harriet Tubman's life.  
Add boxes if you need to.

#### HARRIET TUBMAN TIMELINE



Harriet Tubman lived from 1820-1913, a time of great changes. In what ways do you think this time in history would have been different if she had never lived?







# Harriet Tubman

## AND THE UNDERGROUND RAILROAD



### *freedom Quilt Making*

Did you know that quilts were used to aid runaways on the Underground Railroad? Enslaved people made coded quilts and used them to communicate information to each other about how to navigate their escape on the Underground Railroad.

Samples:



Design your own:



# Harriet Tubman

## AND THE UNDERGROUND RAILROAD

# Write About It

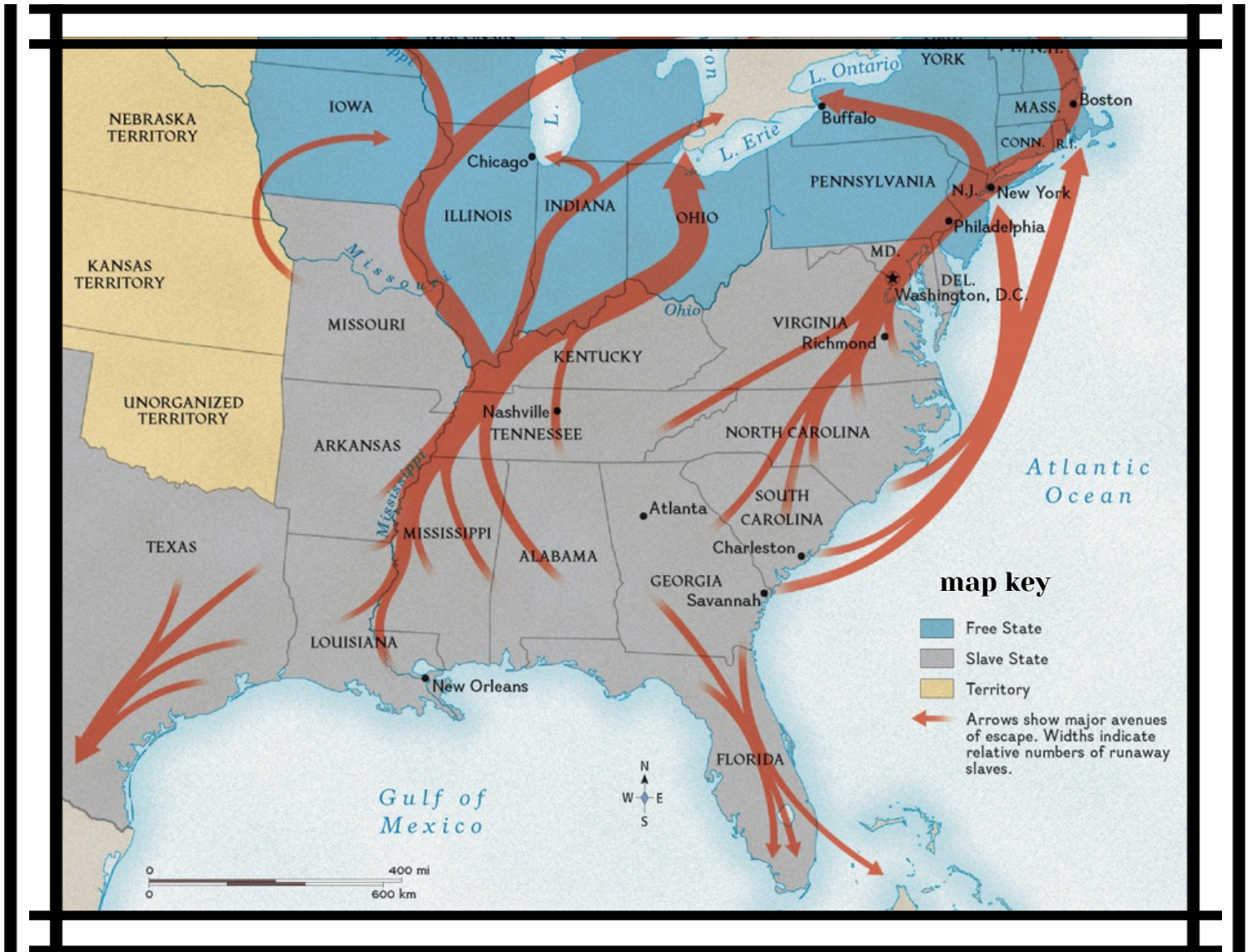
You have been asked to hide a runaway overnight. If you get caught, you will be sent to prison. What would you do? Explain your answer. Be sure to include your reasons for aiding them. If you decide not to hide the enslaved person, explain your reasons.

A writing area consisting of 20 horizontal blue lines for text. A vertical red line runs down the left side of the page, creating a margin.



# Harriet Tubman

## AND THE UNDERGROUND RAILROAD



The Underground Railroad helped enslaved people as they moved from the South to the North. **Look at the map key.** Pinpoint each slave state on the map and use a **highlighter to circle or color each one.**

- |           |   |           |
|-----------|---|-----------|
| Alabama   | Maryland  | Tennessee |
| Arkansas  | Mississippi                                     | Texas     |
| Delaware  | Missouri  | Virginia  |
| Florida   | North Carolina                                  |           |
| Georgia   | South Carolina                                  |           |
| Kentucky  | Montana ( <i>does not appear on this map.</i> ) |           |
| Louisiana |   |           |

# Harriet Tubman: SEL

AND THE UNDERGROUND RAILROAD

## SELF-EFFICACY

My strengths:

My qualities:

My skills:



# Student to Family Cooperative Activity Ideas:

- Cook a themed meal: If the play had cultural or culinary references, consider cooking a themed meal together as a family. Research recipes from that culture or recreate dishes mentioned in the play. This culinary exploration can add a delicious dimension to your theater experience and allow you to immerse yourselves further in the production.
- Watch a related film or documentary: If there are any film adaptations or documentaries related to the play or its subject matter, plan a family movie night to watch them together. This can provide additional context, offer a different perspective, or deepen your understanding of the themes explored in the theater production.
- Share impressions and discuss the play: Sit down with your kids and have a conversation about the play you all watched. Share your impressions, thoughts, and emotions. Discuss the elements that stood out to each of you, such as the performances, the set design, or the storytelling. This exchange of perspectives can deepen your understanding and appreciation of the production.
- **Remember, the goal is to create a memorable and immersive experience. Adapt these ideas based on your family's preferences and the resources available to you. The key is to have fun and enjoy the theater experience in your digs!**

## Additional Activity Ideas:

- Attend workshops or classes: Look for theater workshops or classes that interest you and your child. Participating in these educational opportunities can help your kids develop their skills, gain confidence, and connect with others who share their interest in the performing arts.
- Encourage your kids to create their own journals or scrapbooks to document their childhood memories. Take the opportunity to share your childhood stories as you help them with their own projects. You can even contribute by adding some of your own stories or mementos to their journals.
- What was your favorite song, band or genre growing up? Play a few songs for your child/children and let them play a few of their favorites for you!
- Volunteer or participate in theater activities: If your kids have developed a keen interest in theater, encourage them to get involved in local theater groups or school productions. Volunteer backstage, audition for roles, or assist with set design and costumes. This hands-on experience allows us to gain practical knowledge and further nurture a passion for the performing arts, and the whole family can volunteer with the show!



## Standards Alignment: Harriet Tubman and the Underground Railroad

**Standards Alignment:** The activities in this guide are aligned with the standards listed below. When teachers incorporate the arts, they increase student engagement, offer multiple points for students to access the curriculum, and provide alternate means for students to demonstrate what they know.

Florida's Benchmarks for Excellent Student Thinking (B.E.S.T.)/NGSSS	
Kindergarten through Grade 12/ English Language Arts	
ELA.K12.EE.1.1	Cite evidence to explain and justify reasoning.
ELA.K12.EE.2.1	Read and comprehend grade-level complex texts proficiently.
ELA.K12.EE.3.1	Make inferences to support comprehension.
ELA.K12.EE.4.1	Use appropriate collaborative techniques and active listening skills when engaging in discussions in a variety of situations.
ELA.K12.EE.5.1	Use the accepted rules governing a specific format to create quality work.
ELA.K12.EE.6.1	Use appropriate voice and tone when speaking or writing.
ELA.3.C.2.1	Present information orally, in a logical sequence, using nonverbal cues, appropriate volume, and clear pronunciation.
ELA.1.C.1.2	Write narratives that retell two or more appropriately sequenced events, including relevant details and a sense of closure.
Next Generation Sunshine State Standards/Social Studies	
SS.5.A.4.6	Describe the introduction, impact, and role of slavery in the colonies.
SS.5.A.1.2	Utilize timelines to identify and discuss American History time periods.
SS.8.A.5.1	Explain the causes, course, and consequence of the Civil War (sectionalism, slavery, states' rights, balance of power in the Senate).

# New:

Each time you submit student work,  
your name is entered in a drawing  
for tickets to a show  
at the Broward Center:

Fall Show: **HADESTOWN**

Spring Show: **MRS. DOUBTFIRE**

Dear Teachers,

Thank you for your continued support of the SEAS Program. We value the preparation you make before the show to attend the Broward Center for the Performing Arts, and the introduction you forge for the students when the show has concluded to continue making connections long after the buses have returned to school!

If you'd like to share any of the work from the study guides, please use this link:

Click Here to Upload Student Work Samples:

**<https://tinyurl.com/SEAS2324-samples>**



Should you have any questions, please contact  
Lauri Foster at: <mailto:lauri.foster@browardschools.com>

