

## CURRICULUM CONNECTIONS

# The Mixed-Up Fairy Tale



Support for the Student Enrichment Through the Arts program has been provided by



**Frederick A. DeLuca**  
FOUNDATION

and the following Funds at the



Leonard & Sally Robbins Fund • Mary and Alex Mackenzie Community Impact Fund  
The Frederick A. DeLuca Foundation Broward Community Fund

# What's included in Curriculum Connections:

Letter to Teachers...page 2

Theater Etiquette...page 3

From Page to Stage (How to explain adaptations)...page 4

Synopsis...page 5

Pre and Post Show Worksheets/Links and Activities...pages 6-14

Student to Family Cooperative Activity Ideas...page 15

Florida Standards Alignments...page 16

Student Theater Review...page 17

## Know Before you Go:

- Arrive at the theater 15 to 20 minutes before show time. Allow extra time for Broward County traffic. We are unable to start a show late.
- Please stay on the bus until greeted by a SEAS usher. At that time, please give the usher your BUS document and the usher will escort you to the theater.
- Remember to watch our Know Before You Go Video:

<https://tinyurl.com/ElementarySeasWelcome>





Dear Educators,

We are excited to present this Curriculum Connection (Study Guide) as a valuable resource to support your teaching journey. This guide has been carefully designed to offer engaging and meaningful activities for use in your classroom before and after seeing a S.E.A.S. performance at The Broward Center's Amaturro Theater, The Parker, or Miniaci at NSU. Each section is structured to make it easier for you to integrate cross-curricular connections, providing a seamless experience for students to deepen their understanding while exploring the creative process.

The activities and lessons in this guide have been intentionally crafted to complement Florida's B.E.S.T. standards. By utilizing these resources, you will be able to foster a dynamic and creative learning environment while ensuring students meet key academic goals. We encourage you to adapt the materials to best fit your classroom's needs and objectives, empowering students to think critically and creatively across all disciplines.

We want to take a moment to express our sincere appreciation for the passion and dedication you bring to your classrooms every day. Your commitment to infusing art-full moments into education not only enriches your students' learning experiences but also ignites their curiosity and creativity. Thank you for inspiring the next generation of thinkers, creators, and innovators. We are truly grateful for the impact you have on your students' lives. Consider joining the Teacher's Lounge (QR code below) to be notified of special events and discounts just for Teachers.

Don't forget to distribute your S.E.A.S. stickers when you return to school (after the trip) and share the magic that is Student Enrichment Through the Arts!



Teacher's Lounge



# Theater Etiquette

*There is so much that goes into creating a show for the stage. Behind the scenes, there are people who control the lights and the sound, the sets and the props. There are directors, writers, producers, musicians, and choreographers. So many people work together to create the performance you and everyone in the audience watches.*

It is helpful to remind students of appropriate audience etiquette by explaining and discussing WHY these rules of behavior are important:

- Restroom visits are best made prior to the performance.
- Listen carefully to the ushers and your teachers. This gets everyone to your seats quickly and ensures a pleasant experience.
- Turn watches and cell phones to silent.
- Walk single file, hold hand rails as you use the steps for your safety.
- Listen carefully to each performer. They are working hard to entertain and inform with lots of clues about the story.
- Refrain from TALKING. This allows everyone to enjoy the show without distraction. Sometimes we think that if we whisper it is okay. But, if everyone in the audience whispers, it becomes disruptive.
- Laugh if something is funny, but not too loudly, you don't want to miss any dialogue.
- Photography and recording are not permitted.
- Pay attention to the lighting, scenery, costumes and music. All of these elements help provide more details to tell the story in an interesting way.
- Applaud (clap) and laugh at the right moments. This shows the performers that you respect and appreciate their work.





# FROM PAGE TO STAGE

An adaptation in theater is when a book, short story, novel, or even a poem is transformed into a stage performance, like a musical or play. The original story is usually kept at the core, but parts may be changed or added, such as songs, dialogue, or characters to make it work better for a live audience.

## VOCABULARY OF AN ADAPTATION

**Adaptation:** Something that has changed so that it can be presented in another form.

**Author:** A person who writes something such as a book or an article.

**Characters:** the individuals portrayed by actors in a play or musical.

**Composer:** A person who writes music.

**Director:** A key creative figure in theater responsible for overseeing the artistic aspects of a production.

**Lyricist:** A person who writes the words of a song.

**Playwright:** A person who writes plays.

**Scriptwriting:** Turning narration into dialogue and scenes.



### *Here are 10 of the most famous stage adaptations:*

Les Misérables

The Lion King

Wicked

Matilda the Musical

Harry Potter and the Cursed Child

The Phantom of the Opera

To Kill a Mockingbird

Hamilton

The Wizard of Oz

Oliver!

Les Misérables by Victor Hugo

Based on Disney's animated film (inspired by Hamlet)

Wicked by Gregory Maguire (a reimagining of The Wizard of Oz)

Matilda by Roald Dahl

Harry Potter series by J.K. Rowling

Le Fantôme de l'Opéra by Gaston Leroux

To Kill a Mockingbird by Harper Lee

Based on the Alexander Hamilton biography by Ron Chernow

The Wonderful Wizard of Oz by L. Frank Baum

Oliver Twist by Charles Dickens

# THE MIXED-UP FAIRY TALE SYNOPSIS:

**A 100-year sleeping spell has been placed on Beauty! To break the spell, the audience must convince Red Riding Hood to give up her cape, discover the secret under Grandma's bed, climb a beanstalk, and retrieve a golden spoon from a real giant!**

## **A Cinderella Story!**

Page Turner Adventures began when creators Riley Roam and Kenny Mikey wondered what would happen if they combined Interactive Storytelling with Circus Skills. Since then, they've been sparking imagination, curiosity and laughter through performances that involve the entire audience in comical quests of craziness.



# Theater Vocabulary: From Script to Spotlight


- Play:** A story told live on stage by actors in front of a live audience.
- Musical:** A story told live on stage by actors in front of a live audience that also involves singing and dancing.
- Genre:** The style of a play.
- Plot:** The timeline of actions in the story from beginning to end.
- Setting:** Where a story takes place.
- Characters:** Who the story is about.
- Conflict:** A problem that the characters in the story have to face and overcome. A conflict arises when a character wants something but something else gets in their way.
- Objective:** What a character wants to achieve or solve in the story. In other words, a character's goal.
- Protagonist:** The story's **hero**. This is the character who is out to accomplish a goal or find purpose.
- Antagonist:** The story's **villain**. This character is usually against what the protagonist(s) needs to accomplish their objective or goal.
- Dialogue:** a conversation between two or more people in a play or musical.
- Moment Before:** an acting term that encourages actors to consider what is going on in their character's life just before the present moment.
- Blocking:** Movement the director give to the actors to show them where to go on the stage
- Choreography:** A sequence of dance moves assigned to a dancer in a musical number (song) that are used to help tell the story.
- Cue:** In theater, a cue signals when another action should begin. Ex: The actor's cue to enter the stage might be after they hear the thunder sound effect.
- Make-Up:** Artistically designed cosmetics to enhance an actor's portrayal of a character.
- Playwright:** The writer or writers of the play. Playwrights write the dialogue between characters in a play.
- Composer:** The artist who writes music for a musical.
- Lyricist:** the artist who writes words to the music in a musical.
- Actor:** the artist who embodies or puts themselves "in the shoes of" a character or characters in a play or musical to tell that character's story to the audience.
- Audience:** a group of people who attend a live event like a theatre performances to watch, listen, and respond to the event on stage.
- Director:** the artist who works with the writers, actors, and designers to tell a clear story on stage for the audience.
- Stage Manager:** The artist who manages the onstage and backstage areas before, during, and after a performance.
- Costume Design:** A costumer designer chooses and creates the articles of clothing that characters wear on stage to help tell the audience who the characters.
- Sound Designer:** an artist that creates the mood or atmosphere of the play through the use of sound, sound effects, and music in a play or musical.
- Props:** Objects used by a character on stage to help tell the story. Ex: A character may use a prop like an umbrella on stage if it is raining in that scene of the play.

# THE MIXED-UP FAIRY TALE SEQUENCING


## THREE LITTLE PIGS STORY SEQUENCING

Arrange the sequence of the story by cutting and pasting the pictures into the correct order.


First





Then



Next



Last



Once upon a time, three little pigs set out to build their own homes. The first pig built a house of straw, thinking it would be quick and easy. The second pig opted for a house of sticks, believing it to be a sturdy choice. However, the third pig wisely constructed a strong house of bricks, preparing for the big bad wolf. When the wolf huffed and puffed, he blew down the straw and stick houses but couldn't budge the sturdy brick house. Undeterred, the wolf tried to enter through the chimney but accidentally fell into a cauldron. The three little pigs were saved and lived happily, learning a valuable lesson about the importance of hard work and planning.

# THE MIXED-UP FAIRY TALE SEQUENCING

## BEGINNING-MIDDLE-END GAME

### Preparation:

1. Choose a story.
2. Break it into simple plot points.
3. Include several false plot points.
4. Make two copies.
4. Cut the plot points into strips.

*class  
project  
fun!*

### Directions:

1. Read the story out loud to the students.
2. Break the class into two teams.
3. Give both teams the same story strips with plot points, including the false points (1 per student).
4. The students must put the story in the correct order.
5. The team that discards the false plot points and puts their story in the correct order first wins.

### Example: The Three Bears

She sits on each of the chairs until one finally breaks.

A girl finds a house in the woods.

She tastes each bowl of porridge and finishes the last bowl.

The girl goes upstairs and finds three beds.

The girl meets a wolf in the woods She sees three chairs.

The girl sees three bowls of porridge.

The owners of the house come home and find the girl asleep.

She tries all three beds and falls asleep in the smallest one.







# THE MIXED-UP FAIRY TALE

## FAIRY TALE SETTING:

List or draw the SETTING of these character's stories:



# THE MIXED-UP FAIRY TALE

## FRACTURED FAIRY TALES



A fractured fairy tale is a story that reimagined with a modern spin.

In this booklet you are going to describe the following changes within six different fairy tales:


- ◇ Change the main character
- ◇ Change the bad character
- ◇ Change the setting
- ◇ Change the problem
- ◇ Change the ending
- ◇ Change the point of view

## NOW TRY SOME BELOW:

(next page)

# CINDERELLA

Change the main character: originally, Cinderella was slaving away for her step-mother and step-sisters. Describe which other character could fit her role as main character in your fractured fairy tale below:



---

---

---


---

---

---

# LITTLE RED RIDING HOOD

Change the bad character: reimagine the original fairy tale and describe a different character that could have played the bad character instead of the big, bad wolf:



---

---



---

---

---

# THE MIXED-UP FAIRY TALE

Help the princess find her way to the castle.



# THE MIXED-UP FAIRY TALE CRAFTS:

## LET'S MAKE A WIZARD/PRINCESS HAT!



### MATERIALS:

MANILA FILE FOLDERS

SCISSORS

SCOTCH TAPE

PAINT/MARKERS/CRAYONS

STAPLER

RIBBON, FEATHERS,

ADDITIONAL DECORATIONS

### **Directions (see images)**

- 1. Open the file folder so it lays flat.**
- 2. Draw a half circle from one corner to the other corner.**
- 3. Cut this out.**

**4. Fold the hat into a cone shape by bringing straight edges together. Tape it closed.**

**(You can fit it on the child's head before taping)**

**5. Decorate with paint, markers, ribbon, etc.**

**For a Princess hat: Staple ribbon pieces at the point.**

**For a Wizard Hat: Decorate with stars**





# THE MIXED-UP FAIRY TALE: SEL

## EMOTIONS

Fairy-tales make us laugh and sometimes cry.


Draw the expressions on the faces to match the emotion.




**happy**




**shocked**




**sad**




**angry**




**bored**




**worried**



**surprised**



**confused**



**anxious**

# K-5 Student to Family Cooperative Activity Ideas:

- Create a home theater space: Dedicate a specific area in your home as a temporary theater space. It can be anywhere with a little bit of space to "put on a show". Create a cozy ambiance with lighting and comfortable seating.
- Create tickets and programs: Design and print them at home or even hand made. Deliver the tickets to family members, and the programs can include information about the performance, cast, and crew. This adds a touch of authenticity and excitement.
- Snack bar and concessions: Set up a snack bar or concessions stand with a variety of treats and refreshments. You can even create special themed snacks related to the performance you are watching.
- Interactive viewing experience: Encourage audience participation during the performance. For example, during a musical, you can sing along to the songs and clap during applause-worthy moments!
- Post-show discussions: After the performance, have a family discussion about the show. Share your thoughts, favorite moments, and discuss the themes or lessons portrayed. This can foster critical thinking and encourage creativity in your kids.
- **Remember, the goal is to create a memorable and immersive experience. Adapt these ideas based on your family's preferences and the resources available to you. The key is to have fun and enjoy the theater experience in your digs!**

## Additional Activity Ideas:



- Memory jars: Create a memory jar with your children. Write down favorite childhood memories on small pieces of paper and put them in a jar. Each week or month, take turns pulling out a memory and sharing it. This can spark conversations and lead to further discussions about your childhood experiences, and theirs too!
- Bedtime stories: Instead of reading traditional bedtime stories, take turns sharing personal stories from your childhood. These could be tales of adventure, funny incidents, or heartwarming experiences. This can create a strong bond between you and your children as you share personal narratives.
- Encourage your kids to create their own journals or scrapbooks to document their childhood memories. Take the opportunity to share your childhood stories as you help them with their own projects. You can even contribute by adding some of your own stories or mementos to their journals.
- What was your favorite song, band or genre growing up? Play a few songs for your child/children and let them play a few of their favorites for you!
- Create traditions with your child/children!: Establish special rituals or traditions that you can share. It could be a weekly movie night, cooking together on weekends, going for a walk after dinner, or singing at the top of your lungs before bedtime.

### **Standards Alignment: The Mixed-Up Fairy Tale**

**Standards Alignment:** The activities in this guide are aligned with the standards listed below. When teachers incorporate the arts, they increase student engagement, offer multiple points for students to access the curriculum, and provide alternate means for students to demonstrate what they know.

Florida's Benchmarks for Excellent Student Thinking (B.E.S.T.)	
Kindergarten through Grade 12/ English Language Arts	
ELA.K12.EE.1.1	Cite evidence to explain and justify reasoning.
ELA.K12.EE.2.1	Read and comprehend grade-level complex texts proficiently.
ELA.K12.EE.3.1	Make inferences to support comprehension.
ELA.K12.EE.4.1	Use appropriate collaborative techniques and active listening skills when engaging in discussions in a variety of situations.
ELA.K12.EE.5.1	Use the accepted rules governing a specific format to create quality work.
ELA.K12.EE.6.1	Use appropriate voice and tone when speaking or writing.



# My Theater Review

I saw: \_\_\_\_\_

Reviewed by: \_\_\_\_\_

This play/musical was about...

Here's a drawing of  
my favorite character:

It made me feel:

I learned:

I gave this play/musical .... stars.



**We'd love to hear from you! If you'd like to submit this review,  
please send to [jenriquez@browardcenter.org](mailto:jenriquez@browardcenter.org)**