

CURRICULUM CONNECTIONS

Rain Forest: Jazz Across Cultures for a Greener Tomorrow



Support for the Student Enrichment Through the Arts program has been provided by



Frederick A. DeLuca
FOUNDATION

and the following Funds at the



Leonard & Sally Robbins Fund • Mary and Alex Mackenzie Community Impact Fund
The Frederick A. DeLuca Foundation Broward Community Fund

What's included in Curriculum Connections:

Letter to Teachers...page 2

Theater Etiquette...page 3

Synopsis...page 4

Pre and Post Show Worksheets/Links and Activities...pages 5-13

Student to Family Cooperative Activity Ideas...page 14

Florida Standards Alignments...page 15

Student Theater Review...page 16

Know Before you Go:

- Arrive at the theater 15 to 20 minutes before show time. Allow extra time for Broward County traffic. We are unable to start a show late.
- Please stay on the bus until greeted by a SEAS usher. At that time, please give the usher your BUS document and the usher will escort you to the theater.
- Remember to watch our Know Before You Go Video:

<https://tinyurl.com/ElementarySeasWelcome>





Dear Educators,

We are excited to present this Curriculum Connection (Study Guide) as a valuable resource to support your teaching journey. This guide has been carefully designed to offer engaging and meaningful activities for use in your classroom before and after seeing a S.E.A.S. performance at The Broward Center's Amaturro Theater, The Parker, or Miniaci at NSU. Each section is structured to make it easier for you to integrate cross-curricular connections, providing a seamless experience for students to deepen their understanding while exploring the creative process.

The activities and lessons in this guide have been intentionally crafted to complement Florida's B.E.S.T. standards. By utilizing these resources, you will be able to foster a dynamic and creative learning environment while ensuring students meet key academic goals. We encourage you to adapt the materials to best fit your classroom's needs and objectives, empowering students to think critically and creatively across all disciplines.

We want to take a moment to express our sincere appreciation for the passion and dedication you bring to your classrooms every day. Your commitment to infusing art-full moments into education not only enriches your students' learning experiences but also ignites their curiosity and creativity. Thank you for inspiring the next generation of thinkers, creators, and innovators. We are truly grateful for the impact you have on your students' lives. Consider joining the Teacher's Lounge (QR code below) to be notified of special events and discounts just for Teachers.

Don't forget to distribute your S.E.A.S. stickers when you return to school (after the trip) and share the magic that is Student Enrichment Through the Arts!



Teacher's Lounge



Theater Etiquette

There is so much that goes into creating a show for the stage. Behind the scenes, there are people who control the lights and the sound, the sets and the props. There are directors, writers, producers, musicians, and choreographers. So many people work together to create the performance you and everyone in the audience watches.

It is helpful to remind students of appropriate audience etiquette by explaining and discussing WHY these rules of behavior are important:

- Restroom visits are best made prior to the performance.
- Listen carefully to the ushers and your teachers. This gets everyone to your seats quickly and ensures a pleasant experience.
- Turn watches and cell phones to silent.
- Walk single file, hold hand rails as you use the steps for your safety.
- Listen carefully to each performer. They are working hard to entertain and inform with lots of clues about the story.
- Refrain from TALKING. This allows everyone to enjoy the show without distraction. Sometimes we think that if we whisper it is okay. But, if everyone in the audience whispers, it becomes disruptive.
- Laugh if something is funny, but not too loudly, you don't want to miss any dialogue.
- Photography and recording are not permitted.
- Pay attention to the lighting, scenery, costumes and music. All of these elements help provide more details to tell the story in an interesting way.
- Applaud (clap) and laugh at the right moments. This shows the performers that you respect and appreciate their work.

Rain Forest: Jazz Across Cultures for a Greener Tomorrow



Brazilian Voices is a female vocal ensemble engaged in musical performances as an instrument for the advancement of intercultural, educational, philanthropic and entertainment activities, with the purpose of creating a peaceful artistic movement with social responsibility to the local and global community.



Brazilian Voices: “Rainforest: Jazz Across Cultures for a Greener Tomorrow” blending music and nature to inspire children to protect the planet.

Feel, and play the rhythms of nature, celebrating the Amazon Rainforest and protecting the Everglades.

Through well-loved songs like “Mas que Nada,” “Magalenha,” “Waters of March,” “O Pato,” and “Water to Drink,” students sing, move, and make music together, playing shakers, rainsticks, triangles, and cajóns while learning the pulse of samba and the beat of nature.

Along the way, students will meet amazing animals like the colorful macaw, the playful pink river dolphin, and the slow-moving three-toed sloth from the Amazon—along with local Everglades wildlife like the graceful roseate spoonbill and the powerful American alligator. Students explore how these ecosystems are connected by water and threatened by human activity. This inspiring experience uses music to awaken curiosity, creativity, and care for our planet—one rhythm, one animal, and one song at a time.

Rain Forest: Jazz Across Cultures for a Greener Tomorrow

Rainforests

Rainforests are wet, humid evergreen forests with a high amount of annual rainfall (more than 180cm).



Humidity



Temperature



Rainfall

Two types: Tropical: High temperatures + Temperate: Milder temperatures

LIFE

Rainforests are home to more than half of the world's plants and animal species.



LOCATION

Rainforests are found on every continent except Antarctica, and are located around the centre of the earth - the equator, where it is generally warm in temperature.


LAYERS

- Emergent
- Canopy
- Understory
- Forest floor

Human development has destroyed more than half of the earth's rainforest covering - from 14% to 6% (3 million square miles).

DID YOU KNOW?

- The largest rainforest in the world is the Amazon Rainforest in South America, followed closely by the Congo River in Africa.
- Rainforests produce 20% of the world's oxygen.



Rain Forest: Jazz Across Cultures for a Greener Tomorrow



Watch this video and write about what you hear BEFORE
coming to the Broward Center:

<https://youtu.be/WnUUKTc9qsc>

Here's what I enjoyed most about Brazilian Voices:

I'm looking forward to seeing them in person because :

Here's what else I noticed about the performance :

Rain Forest: Jazz Across Cultures for a Greener Tomorrow



Portuguese Vocabulary

DIRECTIONS: SAY THE WORD, READ THE MEANING, THEN USE IT IN A SENTENCE(S) BELOW.


Word	Meaning	Sentence(s)
Oi/Olá	Hi or Hello	
<i>Bom Dia</i>	Good Morning	
<i>Boa Tarde</i>	Good Afternoon	
<i>Boa Noite</i>	Good Night	
<i>Prazer</i>	Nice to meet you	
<i>Por favor</i>	Please	
<i>De nada</i>	You're welcome	
<i>Qual é o seu nome?</i>	What is your name?	
<i>Eu estou aprendendo Português</i>	I am learning Portuguese	

Rain Forest: Jazz Across Cultures for a Greener Tomorrow



WHERE IN THE WORLD | BRAZIL

Draw and color the flag of BRAZIL:



Locate and color Brazil on the world map:

BRAZIL'S FACTS

Capital of Brazil: _____

Population: _____

Government: _____

Head of State: _____

Language: _____



List some interesting facts about Brazil:

Tropical Rainforests

Learning Intention: To identify the characteristics of a tropical rainforest.

Instructions: Consult reliable resources to answer the following questions:

What defines a tropical rainforest?

Where are tropical rainforests found?

Describe the flora and fauna of tropical rainforests:

List an interesting fact about tropical rainforests:

Rain Forest: Jazz Across Cultures for a Greener Tomorrow

World Rainforest Day

MONDAY, JUNE 22ND, 2026

What is the largest rainforest (by land size) on Earth?

On which continent is the largest rainforest found?

Where is the Daintree rainforest located?

What area of land does the Daintree rainforest cover?

State two differences between a tropical rainforest and a temperate rainforest:

Choose one rainforest species to research.
Write the name of your chosen species and state two facts about it.

RAINFOREST REFERENCES

Note the websites or books you used to find your information.

1.

2.

3.

4.

5.

6.

Rain Forest: Jazz Across Cultures for a Greener Tomorrow



THE 4-IN-1 COFFEE CAN-MUSICAL INSTRUMENT

What you will need:

1 empty can (make sure it is washed and that it has no sharp edges where the top was taken off)

1 Pencil

Plastic

Rubber bands or tape

Rice or Beans (small amount)

What you will do:

Cut off the can's top. Simply put some rice or beans into the can and seal it with the plastic cap. The plastic may be tied around the can with a rubber band or regular tape.

Have fun and experiment with different sounds and rhythms:



SHAKER:

Shake the can back and forth or up and down or all around. It's a maraca! Actually, just about every human culture has created shakers, mostly from those cool hollow vegetables called gourds (a pumpkin is a gourd). Try putting different stuff into the can, or using different containers. What happens to the sound?




METAL DRUM:

Turn the can upside down and it becomes a metal drum. Just bang on it with your pencil. Try different sides of the pencil - wood or eraser.



DRUM:

Of course, it's also a drum. Take the pencil and hit the plastic top. The plastic part vibrates to make an instrument called a membranophone - or drums.



SCRAPER:

Take your pencil and scrape it up and down the ridges on the coffee can - it's a guiro! Although the guiro is a Latin musical instrument, like the maracas it has been reinvented all over the world. Try scraping at the tip of the pencil or really close to where you are holding it - does the tone change? Also try scraping it with chopsticks or other long thin things.

Rain Forest: Jazz Across Cultures for a Greener Tomorrow



My Ultimate Coping Playlist: SEL

We go through different positive and negative emotions everyday. It is okay to have all those feelings but we must also find ways to cope.

Fill each box with the title of songs (and their artist) that you think fit the descriptions provided.



FOR AMUSEMENT

a song that gets stuck in my head

a song I know all the words to

a song from my favorite movie or tv series

TO UPLIFT

a song I associate to fun

a song that gives me energy

a song I'd like to wake up to

FOR DIVERSION

a song that makes me feel safe

a song that helps me think positively

a song that inspires me

TO RECHARGE

a song for when you get anxious worried

a song for when you get angry or annoyed

a song for when you feel lonely or afraid



FOR STRONG EMOTIONS

a song that reminds you of a good memory


a song that makes you think of a loved one

a song to remind you that you are loved

K-5 Student to Family Cooperative Activity Ideas:

- Create a home theater space: Dedicate a specific area in your home as a temporary theater space. It can be anywhere with a little bit of space to "put on a show". Create a cozy ambiance with lighting and comfortable seating.
- Create tickets and programs: Design and print them at home or even hand made. Deliver the tickets to family members, and the programs can include information about the performance, cast, and crew. This adds a touch of authenticity and excitement.
- Snack bar and concessions: Set up a snack bar or concessions stand with a variety of treats and refreshments. You can even create special themed snacks related to the performance you are watching.
- Interactive viewing experience: Encourage audience participation during the performance. For example, during a musical, you can sing along to the songs and clap during applause-worthy moments!
- Post-show discussions: After the performance, have a family discussion about the show. Share your thoughts, favorite moments, and discuss the themes or lessons portrayed. This can foster critical thinking and encourage creativity in your kids.
- **Remember, the goal is to create a memorable and immersive experience. Adapt these ideas based on your family's preferences and the resources available to you. The key is to have fun and enjoy the theater experience in your digs!**

Additional Activity Ideas:



- Memory jars: Create a memory jar with your children. Write down favorite childhood memories on small pieces of paper and put them in a jar. Each week or month, take turns pulling out a memory and sharing it. This can spark conversations and lead to further discussions about your childhood experiences, and theirs too!
- Bedtime stories: Instead of reading traditional bedtime stories, take turns sharing personal stories from your childhood. These could be tales of adventure, funny incidents, or heartwarming experiences. This can create a strong bond between you and your children as you share personal narratives.
- Encourage your kids to create their own journals or scrapbooks to document their childhood memories. Take the opportunity to share your childhood stories as you help them with their own projects. You can even contribute by adding some of your own stories or mementos to their journals.
- What was your favorite song, band or genre growing up? Play a few songs for your child/children and let them play a few of their favorites for you!
- Create traditions with your child/children!: Establish special rituals or traditions that you can share. It could be a weekly movie night, cooking together on weekends, going for a walk after dinner, or singing at the top of your lungs before bedtime.

Student to Family Cooperative Activity Ideas:

- Cook a themed meal: If the play had cultural or culinary references, consider cooking a themed meal together as a family. Research recipes from that culture or recreate dishes mentioned in the play. This culinary exploration can add a delicious dimension to your theater experience and allow you to immerse yourselves further in the production.
- Watch a related film or documentary: If there are any film adaptations or documentaries related to the play or its subject matter, plan a family movie night to watch them together. This can provide additional context, offer a different perspective, or deepen your understanding of the themes explored in the theater production.
- Share impressions and discuss the play: Sit down with your kids and have a conversation about the play you all watched. Share your impressions, thoughts, and emotions. Discuss the elements that stood out to each of you, such as the performances, the set design, or the storytelling. This exchange of perspectives can deepen your understanding and appreciation of the production.
- **Remember, the goal is to create a memorable and immersive experience. Adapt these ideas based on your family's preferences and the resources available to you. The key is to have fun and enjoy the theater experience in your digs!**

Additional Activity Ideas:

- Attend workshops or classes: Look for theater workshops or classes that interest you and your child. Participating in these educational opportunities can help your kids develop their skills, gain confidence, and connect with others who share their interest in the performing arts.
- Encourage your kids to create their own journals or scrapbooks to document their childhood memories. Take the opportunity to share your childhood stories as you help them with their own projects. You can even contribute by adding some of your own stories or mementos to their journals.
- What was your favorite song, band or genre growing up? Play a few songs for your child/children and let them play a few of their favorites for you!
- Volunteer or participate in theater activities: If your kids have developed a keen interest in theater, encourage them to get involved in local theater groups or school productions. Volunteer backstage, audition for roles, or assist with set design and costumes. This hands-on experience allows us to gain practical knowledge and further nurture a passion for the performing arts, and the whole family can volunteer with the show!



Rain Forest: Jazz Across Cultures For a Greener Tomorrow Standards Alignment

Standards Alignment: The activities in this guide are aligned with the standards listed below. When teachers incorporate the arts, they increase student engagement, offer multiple points for students to access the curriculum, and provide alternate means for students to demonstrate what they know.

Florida's Benchmarks for Excellent Student Thinking (B.E.S.T.)/NGSS and Access Points	
Kindergarten through Grade 12/ English Language Arts	
ELA.K12.EE.1.1	Cite evidence to explain and justify reasoning.
ELA.K12.EE.2.1	Read and comprehend grade-level complex texts proficiently.
ELA.K12.EE.3.1	Make inferences to support comprehension.
ELA.K12.EE.4.1	Use appropriate collaborative techniques and active listening skills when engaging in discussions in a variety of situations.
ELA.K12.EE.5.1	Use the accepted rules governing a specific format to create quality work.
ELA.K12.EE.6.1	Use appropriate voice and tone when speaking or writing.
Social Studies	
SS.912.W.3.18	Compare the key economic, cultural, and political characteristics of the major civilizations of <u>Meso</u> and South America.
Access Points/Social Studies	
SS.3.A.1.AP.3	Recognize that the terms history, geography, economics, civics, and government are related to social sciences.
SS.3.G.1.AP.3	Identify selected continents and oceans on a world map.
SS.912.H.3.AP.3a	Recognize contributions made by various world cultures through trade and communication.
Access Points/ Music	
MU.912.C.1.In.c	Identify, aurally, selected instruments of the world.
MU.K.C.1.In.c	Distinguish between singing, speaking, and whispering voices.



My Theater Review

I saw: _____

Reviewed by: _____

This play/musical was about...

Here's a drawing of
my favorite character:

It made me feel:

I learned:

I gave this play/musical stars.



**We'd love to hear from you! If you'd like to submit this review,
please send to jenriquez@browardcenter.org**