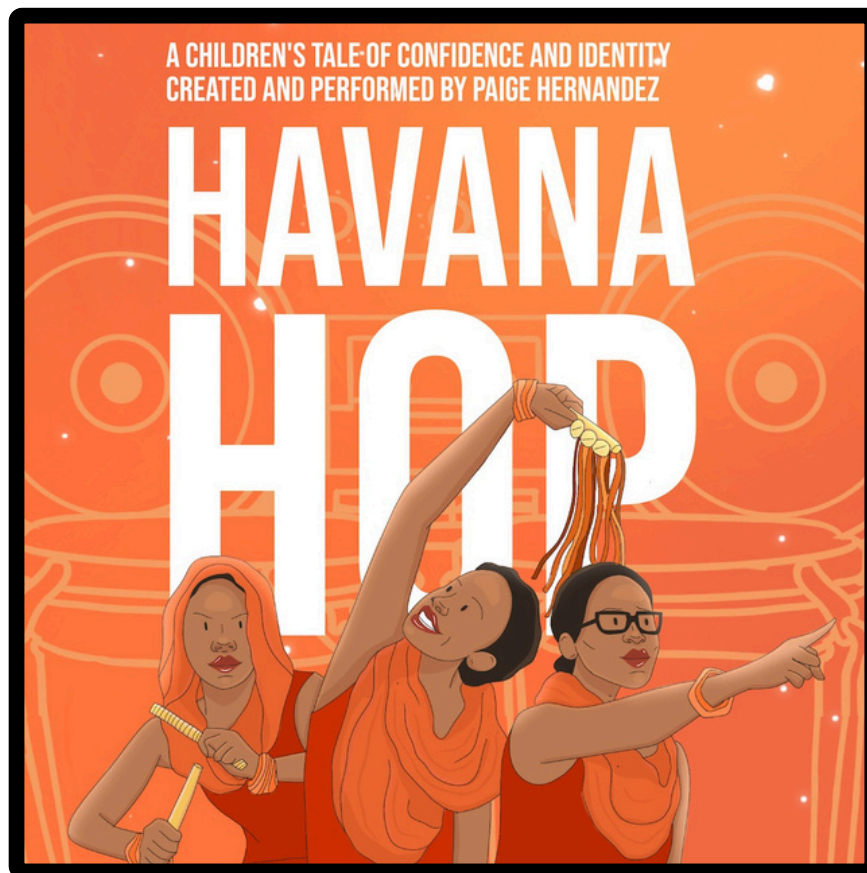


CURRICULUM CONNECTIONS

Havana Hop



Support for the Student Enrichment Through the Arts program has been provided by



Frederick A. DeLuca
FOUNDATION

and the following Funds at the



Leonard & Sally Robbins Fund • Mary and Alex Mackenzie Community Impact Fund
The Frederick A. DeLuca Foundation Broward Community Fund

What's included in Curriculum Connections:

Letter to Teachers...page 2

Theater Etiquette...page 3

From Page to Stage (How to explain adaptations)...page 4

Story/Synopsis...page 5

Pre and Post Show Worksheets/Links and Activities...pages 6-10

Student to Family Cooperative Activity Ideas...page 11

Florida Standards Alignments...page 12

Student Theater Review...page 13

Know Before You Go:

- Arrive at the theater 15 to 20 minutes before show time. Allow extra time for Broward County traffic. We are unable to start a show late.
- Please stay on the bus until greeted by a SEAS usher. At that time, please give the usher your BUS document and the usher will escort you to the theater.
- Remember to watch our Know Before You Go Video:

<https://tinyurl.com/ElementarySeasWelcome>

Sensory Experience Ratings:

Below are some ratings to help students prepare for the experience.

A rating of 1 represents a small amount and a rating of 5 represents a large amount.

- Potentially Anxious Moments: 1
- Scariness: 1
- Theatrical Effects: 1





Dear Educators,

We are excited to present this Curriculum Connection (Study Guide) as a valuable resource to support your teaching journey. This guide has been carefully designed to offer engaging and meaningful activities for use in your classroom before and after seeing a S.E.A.S. performance at The Broward Center's Amaturro Theater, The Parker, or Miniaci at NSU. Each section is structured to make it easier for you to integrate cross-curricular connections, providing a seamless experience for students to deepen their understanding while exploring the creative process.

The activities and lessons in this guide have been intentionally crafted to complement Florida's B.E.S.T. standards. By utilizing these resources, you will be able to foster a dynamic and creative learning environment while ensuring students meet key academic goals. We encourage you to adapt the materials to best fit your classroom's needs and objectives, empowering students to think critically and creatively across all disciplines.

We want to take a moment to express our sincere appreciation for the passion and dedication you bring to your classrooms every day. Your commitment to infusing art-full moments into education not only enriches your students' learning experiences but also ignites their curiosity and creativity. Thank you for inspiring the next generation of thinkers, creators, and innovators. We are truly grateful for the impact you have on your students' lives. Consider joining the Teacher's Lounge (QR code below) to be notified of special events and discounts just for Teachers.

Don't forget to distribute your S.E.A.S. stickers when you return to school (after the trip) and share the magic that is Student Enrichment Through the Arts!



Teacher's Lounge



Theater Etiquette

There is so much that goes into creating a show for the stage. Behind the scenes, there are people who control the lights and the sound, the sets and the props. There are directors, writers, producers, musicians, and choreographers. So many people work together to create the performance you and everyone in the audience watches.

It is helpful to remind students of appropriate audience etiquette by explaining and discussing WHY these rules of behavior are important:

- Restroom visits are best made prior to the performance.
- Listen carefully to the ushers and your teachers. This gets everyone to your seats quickly and ensures a pleasant experience.
- Turn watches and cell phones to silent.
- Walk single file, hold hand rails as you use the steps for your safety.
- Listen carefully to each performer. They are working hard to entertain and inform with lots of clues about the story.
- Refrain from TALKING. This allows everyone to enjoy the show without distraction. Sometimes we think that if we whisper it is okay. But, if everyone in the audience whispers, it becomes disruptive.
- Laugh if something is funny, but not too loudly, you don't want to miss any dialogue.
- Photography and recording are not permitted.
- Pay attention to the lighting, scenery, costumes and music. All of these elements help provide more details to tell the story in an interesting way.
- Applaud (clap) and laugh at the right moments. This shows the performers that you respect and appreciate their work.



FROM PAGE TO STAGE

An adaptation in theater is when a book, short story, novel, or even a poem is transformed into a stage performance, like a musical or play. The original story is usually kept at the core, but parts may be changed or added, such as songs, dialogue, or characters to make it work better for a live audience.

VOCABULARY OF AN ADAPTATION

Adaptation: Something that has changed so that it can be presented in another form.

Author: A person who writes something such as a book or an article.

Characters: the individuals portrayed by actors in a play or musical.

Composer: A person who writes music.

Director: A key creative figure in theater responsible for overseeing the artistic aspects of a production.

Lyricist: A person who writes the words of a song.

Playwright: A person who writes plays.

Scriptwriting: Turning narration into dialogue and scenes.



Here are 10 of the most famous stage adaptations:

Les Misérables

The Lion King

Wicked

Matilda the Musical

Harry Potter and the Cursed Child

The Phantom of the Opera

To Kill a Mockingbird

Hamilton

The Wizard of Oz

Oliver!

Les Misérables by Victor Hugo

Based on Disney's animated film (inspired by Hamlet)

Wicked by Gregory Maguire (a reimagining of The Wizard of Oz)

Matilda by Roald Dahl

Harry Potter series by J.K. Rowling

Le Fantôme de l'Opéra by Gaston Leroux

To Kill a Mockingbird by Harper Lee

Based on the Alexander Hamilton biography by Ron Chernow

The Wonderful Wizard of Oz by L. Frank Baum

Oliver Twist by Charles Dickens

SYNOPSIS: HAVANA HOP

What if you were invited to dance for the President?

You'd want it to be the best dance ever! Come meet young Yelia who visits her grandmother in Cuba to add a salsa flavor to her own hip-hop style! The audience gets to dance along in this dynamic participation play where one actress creates three generations of lively women. Journey with Yelia as she discovers the fun of her multicultural heritage.



MEET THE ARTIST:

Paige Hernandez (Writer, Choreographer, Performer) is a graduate of the Baltimore School for the Arts and the University of Maryland, College Park. She is a multifaceted artist, who is known for her innovative fusion of poetry, hip hop, dance and education. As a teaching artist, Paige has taught throughout the U.S. and partnered with many organizations including Wolftrap and Arena Stage where she was awarded the Thomas Fichandler award for exceptional promise in theater education.



VISIT HER WEB SITES:

www.paigehernandez.com

www.paigeinfull.com

Havana Hop: Let's Get Moving!

Stand up near your desk, roll a die and get moving.
Each 60 seconds change your movement by rolling the die again.



ballet



Be a D.J.



Hip hop



rapper



salsa



chef

Havana Hop: Martina the Beautiful Cockroach



Read or listen to the story: Martina the Beautiful Cockroach


<https://youtu.be/PqaNyLKd9p8>

Like Paige Hernandez, Carmen Agra Deedy is a renowned storyteller. Her books have received numerous awards and honors. Carmen has performed in many prestigious venues, but children are her favorite audience.

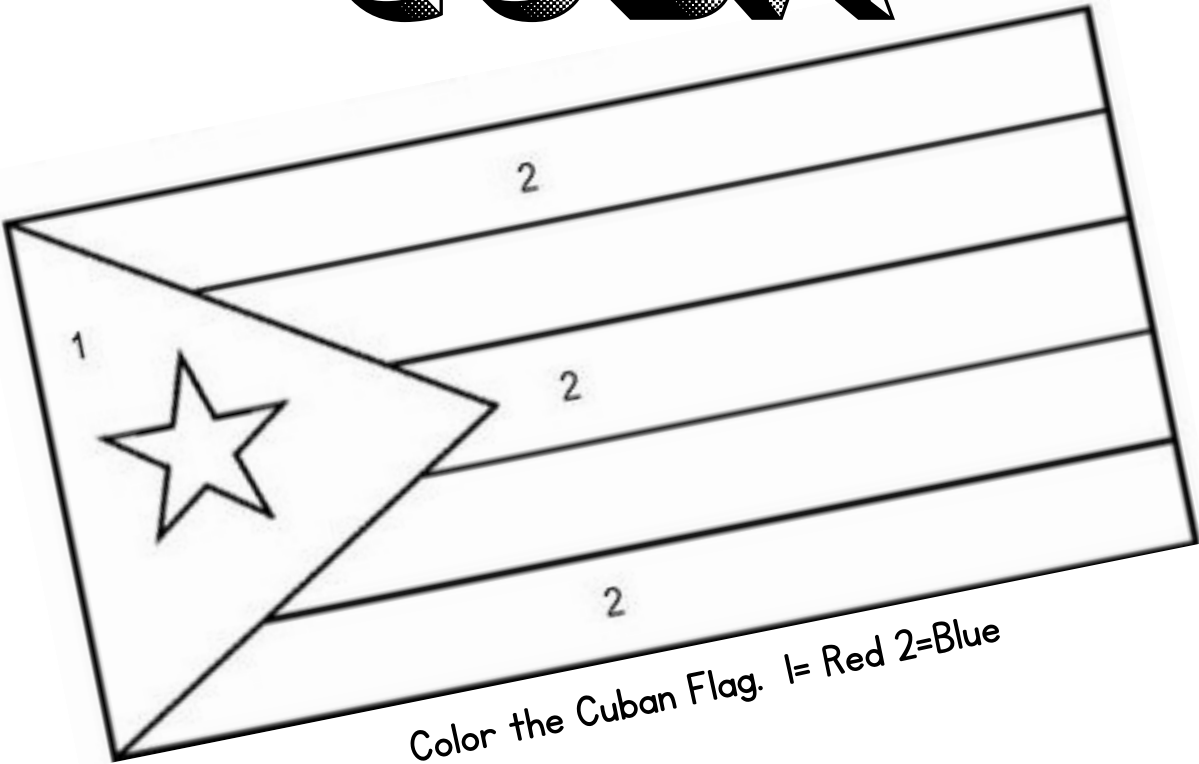
Born in Havana, Cuba, she came to the United States as a refugee and like most immigrants sees the world from multiple perspectives.

Look for words and phrases in Martina the Beautiful Cockroach that the author uses to describe each character. Write them in the boxes below:

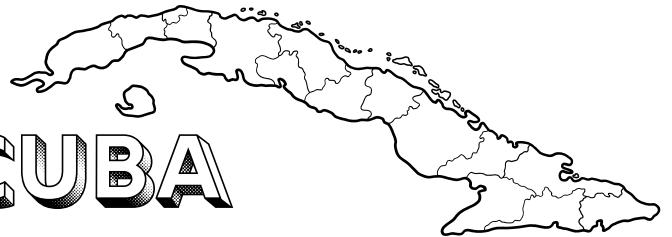
Character	ADJECTIVES that describe this character	Draw something that reminds you of this character then explain.
Don Gallo (the rooster)		
Don Cerdo (the pig)		
Don Lagarto (the lizard)		
Perez (the mouse)		



Havana Hop: CUBA



FACTS ABOUT CUBA



The capital of Cuba is: _____

The language spoken in Cuba is: _____

The money used in Cuba is called: _____



One thing I learned about Cuba is: _____

One thing I'd like to know more about Cuba is: _____

¡Muchas
GRACIAS!

Havana Hop

Let's learn some words in SPANISH!

tú
puedes

New Word	Pronunciation	Translation
Abuela	(ah-BWAY-la)	grandmother
Adios	(ah-dee-ohs)	goodbye
Amigos	(ah-ME-goes)	friends
¿Como estas?	(co-mo-ess-ta)	how are you?
Hola	(oh-la)	hello
Jugar	(hoo-gar)	to play
Mi amor	(me ah-more)	my love
Señor	(sen-yore)	Mr., a term for addressing a Spanish man.
Señora	(sen-yore-ah)	Mrs., a term for addressing a Spanish woman.



HAVANA HOP: SEL

We all have things we can HELP others with. We all have things we need help with sometimes, too. Write one sentence on each side and draw a picture to go with your sentence.

Sometimes I HELP

Sometimes I NEED HELP



K-5 Student to Family Cooperative Activity Ideas:

- Create a home theater space: Dedicate a specific area in your home as a temporary theater space. It can be anywhere with a little bit of space to "put on a show". Create a cozy ambiance with lighting and comfortable seating.
- Create tickets and programs: Design and print them at home or even hand made. Deliver the tickets to family members, and the programs can include information about the performance, cast, and crew. This adds a touch of authenticity and excitement.
- Snack bar and concessions: Set up a snack bar or concessions stand with a variety of treats and refreshments. You can even create special themed snacks related to the performance you are watching.
- Interactive viewing experience: Encourage audience participation during the performance. For example, during a musical, you can sing along to the songs and clap during applause-worthy moments!
- Post-show discussions: After the performance, have a family discussion about the show. Share your thoughts, favorite moments, and discuss the themes or lessons portrayed. This can foster critical thinking and encourage creativity in your kids.
- **Remember, the goal is to create a memorable and immersive experience. Adapt these ideas based on your family's preferences and the resources available to you. The key is to have fun and enjoy the theater experience in your digs!**

Additional Activity Ideas:



- Memory jars: Create a memory jar with your children. Write down favorite childhood memories on small pieces of paper and put them in a jar. Each week or month, take turns pulling out a memory and sharing it. This can spark conversations and lead to further discussions about your childhood experiences, and theirs too!
- Bedtime stories: Instead of reading traditional bedtime stories, take turns sharing personal stories from your childhood. These could be tales of adventure, funny incidents, or heartwarming experiences. This can create a strong bond between you and your children as you share personal narratives.
- Encourage your kids to create their own journals or scrapbooks to document their childhood memories. Take the opportunity to share your childhood stories as you help them with their own projects. You can even contribute by adding some of your own stories or mementos to their journals.
- What was your favorite song, band or genre growing up? Play a few songs for your child/children and let them play a few of their favorites for you!
- Create traditions with your child/children!: Establish special rituals or traditions that you can share. It could be a weekly movie night, cooking together on weekends, going for a walk after dinner, or singing at the top of your lungs before bedtime.

Standards Alignment: Havana Hop

Standards Alignment: The activities in this guide are aligned with the standards listed below. When teachers incorporate the arts, they increase student engagement, offer multiple points for students to access the curriculum, and provide alternate means for students to demonstrate what they know.

Florida's Benchmarks for Excellent Student Thinking (B.E.S.T.)	
Kindergarten through Grade 12/ English Language Arts	
ELA.K12.EE.1.1	Cite evidence to explain and justify reasoning.
ELA.K12.EE.2.1	Read and comprehend grade-level complex texts proficiently.
ELA.K12.EE.3.1	Make inferences to support comprehension.
ELA.K12.EE.4.1	Use appropriate collaborative techniques and active listening skills when engaging in discussions in a variety of situations.
ELA.K12.EE.5.1	Use the accepted rules governing a specific format to create quality work.
ELA.K12.EE.6.1	Use appropriate voice and tone when speaking or writing.
Social Studies	
SS.3.G.2.1	Label the countries and commonwealths in North America (Canada, United States, Mexico) and in the Caribbean (Puerto Rico, Cuba, Bahamas, Dominican Republic, Haiti, Jamaica).
Theater	
TH.1.O.2.1	Describe in words or by drawing a picture, the most exciting part in the story line of a play.



My Theater Review

I saw: _____

Reviewed by: _____

This play/musical was about...

Here's a drawing of
my favorite character:

It made me feel:

I learned:

I gave this play/musical stars.



**We'd love to hear from you! If you'd like to submit this review,
please send to jenriquez@browardcenter.org**