



**BROWARD
CENTER** FOR
THE
PERFORMING ARTS®

SOCIAL NARRATIVE

*A guide to preparing new audiences for a
memorable sensory-inclusive live theater experience*



**SENSORY
INCLUSIVE**

KNOW BEFORE YOU GO



BUY TICKETS

Tickets are available at the Broward Center website at a special rate: \$11.80 (inclusive of fees)



PRE-SHOW

1-hour Pre-Show Arts & Crafts activity provided by Young at Art Museum



SHOW TIME!

Performance will last 1 hour

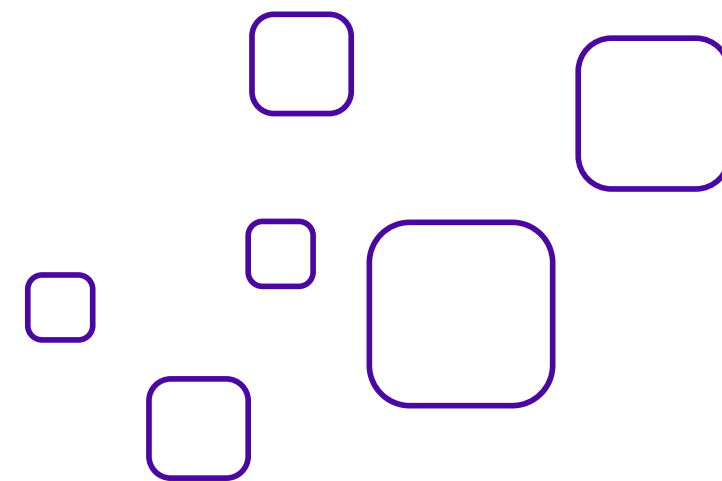


POST-SHOW

30-minute Post-Show Meet & Greet in the upper lobby



Face coverings are welcome but not required



PERFORMANCE TIMELINE




Broward Center's performance timeline: Sunday, February 1, 2026




PRE-SHOW ARTS & CRAFTS

9:30 AM - 10:30 AM



SHOW BEGINS

10:30 AM



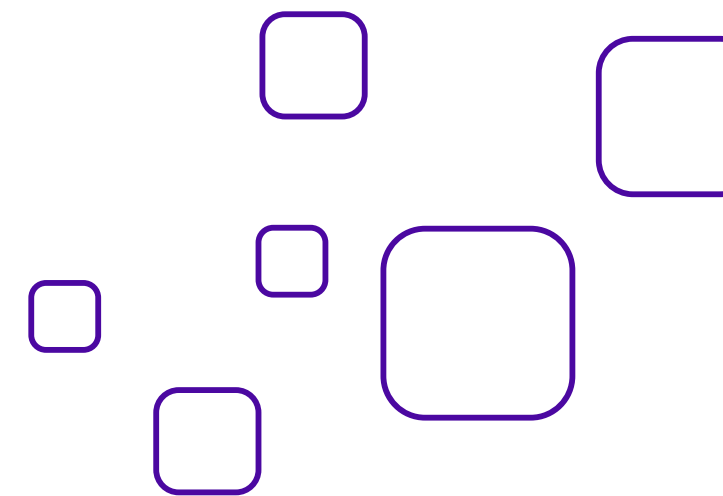
SHOW ENDS

11:30 AM




POST-SHOW MEET & GREET

11:30 AM – 12:00 PM



MY VISIT TO THE BROWARD CENTER



**I will be going to the Broward Center to see a performance.
I have tickets to watch:**

The Pout-Pout Fish



When I get to the Broward Center, I will come from the parking garage across the street or I will be dropped off at the top of the hill at the Amaturro Theater.



Across the street parking garage

OR



Top of the hill: Amaturro Theater

If I am parking in the garage, I will make sure to pay for my parking by using the  “ParkMobile” signs.



zone #

12333

 **ParkMobile**

Contactless
Parking Payments

Ways to Pay

Download
ParkMobile




Scan to Pay at
ParkMobile.io



Text “Park”
to 77223*



WAYS TO PARK

Download
ParkMobile




Pay Online at
ParkMobile.io



Text “park”
to # on sign



Pay
Your Way



If I am coming from the parking garage, then I will walk to the top of the hill towards Amaturo Theater.



Once I get to the top of the hill, I will walk to the box office.



Box Office

There will be cars and people in line. It might get noisy too, but I will stay with my group and patiently wait for my turn to show the ticket.



Once I get to the box office, I and everyone in my group will show our tickets before going into the theater.



If I need help, I can ask an usher wearing a white shirt, red tie, and black pants. If I am lost, the usher can help me find my seat, restroom, or even my group.



Ushers

The lobby has a lot of fun activities to see and explore before the show starts, but it may get too loud and crowded. I will stay close to my group.



Crowded Lobby



Stay with my group

In the lobby, I may get to do arts and crafts, meet the actors, or touch the actor's costumes from the performance. I will wait patiently until it is my turn for the activity.



Arts and crafts




Meet the actors



Touch costumes from the show

An announcement will be made to go to my seat so I can enjoy the first half of the show.



**When I get into the theater, I will see a lot of seats and people.
Each seat has a number that matches the number on the ticket.**



My ticket has my and my group's seating numbers so we can sit together. I can show the usher my ticket so they can show me and my group to our seats.



If I use a wheelchair then I will be seated accordingly with my group.



When I get to my seat, I will wait patiently for the show to start.



**Once the show is ready to begin, the lights will become dim.
I will see enough light around the theater including the aisle
seats.**



Before the show starts, someone will come on stage and make an announcement.



I may meet some of the actors, who are pretending to be different characters in the show. What I will see on stage is not real; they are actors playing a part in a show. They may have masks, costumes, and toys, and they are trained to make the story look real.



The show is fun! I can laugh, dance, and clap during the show while staying in my seat.



I can take a break at any time if I tell my parents or group. Then they will take me to the ABA Centers of Florida Sensory Quiet Room.



I will follow the signs to the ABA Centers of Florida Sensory quiet room. I can stay there until I am ready to go back to my seat and continue watching the show.



When the show gets too loud, I will use a pair of headphones that will make me feel more comfortable. I can also use a fidget toy while watching the show in my seat.



After the show ends, I will clap for the the actors to show that they did a good job.



When the show is over, there will be a lot of people leaving. I may have to wait for my turn to leave the theater to go to the lobby.



When I walk to the upper lobby, I will follow instructions to meet with the actors. I may have to wait in line before I can take a picture with my group.



I can express “thank you” to the ushers and actors for making me and my group feel welcome.



**I had so much watching the show at the Broward Center!
I can come back again for another show!**





**BROWARD
CENTER** FOR
THE
PERFORMING ARTS®

*The Broward Center's sensory-inclusive
programming is made possible by the
generous support of*



Gore Family Memorial
Foundation Trust

