

# TECHNICAL SPECIFICATIONS

## AMATURO THEATER



**BROWARD CENTER**  
FOR THE PERFORMING ARTS

Fort Lauderdale, Florida  
February 2017

# TABLE OF CONTENTS

|   |    |
|---|----|
| GENERAL CONTACT INFORMATION.....                      | 2  |
| MAP & DIRECTIONS.....                                 | 3  |
| TRUCK, BUS & VEHICLE PARKING.....                     | 3  |
| SITE PLAN .....                                       | 4  |
| LOADING DOCK INFO .....                               | 6  |
| SEATING CAPACITY.....                                 | 7  |
| SEATING CHART .....                                   | 8  |
| STAGE SPECIFICATIONS .....                            | 9  |
| ORCHESTRA PIT / STAGE THRUST INFORMATION.....         | 9  |
| STAGE DIMENSIONS & GROUND PLAN.....                   | 10 |
| RIGGING SPECIFICATIONS / OBSTACLES .....              | 12 |
| SOFTGOODS INVENTORY .....                             | 12 |
| HANGING PLOT / LINE SCHEDULE.....                     | 13 |
| SOUND AND COMMUNICATIONS.....                         | 15 |
| LIGHTING INFORMATION.....                             | 19 |
| POWER DISTRIBUTION.....                               | 19 |
| GENIE LIFT .....                                      | 19 |
| DIMENSIONAL INFORMATION.....                          | 20 |
| ORCHESTRA EQUIPMENT / CONCERT SHELL INFORMATION.....  | 32 |
| DRESSING ROOMS/SUPPORT SPACES .....                   | 33 |
| BACKSTAGE MAP .....                                   | 36 |
| LOCAL SERVICES (Ground Transportation & Lodging)..... | 37 |
| MEDICAL: HOSPITAL AND DOCTORS.....                    | 43 |

# Amaturo Theatre

at the

## Broward Center for the Performing Arts

201 Southwest 5th Avenue

Fort Lauderdale, FL 33312

Main Office (954) 522-5334 (M-F 8:30A-5:30P)

Main Fax (954) 468-2549

Box Office (954) 468-3338

### PRODUCTION STAFF

|                          |                 |                |  |
|--------------------------|-----------------|----------------|--|
| Director of Production   | Tim Lessig      | (954) 468-2557 | <a href="mailto:tlessig@browardcenter.org">tlessig@browardcenter.org</a>     |
| Production Manager       | Chris Jahn      | (954) 765-5802 | <a href="mailto:cjahn@browardcenter.org">cjahn@browardcenter.org</a>         |
| Production Manager       | Lucas Bonewits  | (954) 468-3317 | <a href="mailto:lbnewits@browardcenter.org">lbnewits@browardcenter.org</a>   |
| Production Supervisor    | Diane DeChello  | (954) 765-5819 | <a href="mailto:ddechello@browardcenter.org">ddechello@browardcenter.org</a> |
| Production Coordinator   | Rebecca Feldman | (954) 414-6906 | <a href="mailto:rfeldman@browardcenter.org">rfeldman@browardcenter.org</a>   |
| Production Coordinator   | Katie Byron     | (954) 468-3319 | <a href="mailto:kbyron@browardcenter.org">kbyron@browardcenter.org</a>       |
| Production Coordinator   | Jessica Mendoza | (954) 660-6376 | <a href="mailto:jmendoza@browardcenter.org">jmendoza@browardcenter.org</a>   |
| Production Coordinator   | Jimmy Rodgers   | (954) 660-6386 | <a href="mailto:jrogers@browardcenter.org">jrogers@browardcenter.org</a>     |
| Production Fax           |                 | (954) 468-3315 |  |
| Stage Door Security Desk |                 | (954) 468-3323 |  |

### EVENT SERVICES STAFF

|                              |                 |                |  |
|------------------------------|-----------------|----------------|--|
| Vice President of Operations | Shelly Bradshaw | (954) 468-2696 | <a href="mailto:sbradshaw@browardcenter.org">sbradshaw@browardcenter.org</a>   |
| Director of Event Services   | Pablo Urquilla  | (954) 468-3313 | <a href="mailto:purquilla@browardcenter.org">purquilla@browardcenter.org</a>   |
| Event Services Manager       | Kerry McCloskey | (954) 414-6905 | <a href="mailto:kmccloskey@browardcenter.org">kmccloskey@browardcenter.org</a> |

### STAGE LABOR - I.A.T.S.E. Local 500

The Broward Center for the Performing Arts employs members of I.A.T.S.E. Local 500 for all productions in the Au-Rene Theatre. For further information, please contact Production Staff for labors rates and work rules.

|                           |                  |                |  |
|---------------------------|------------------|----------------|--|
| Head Carpenter            | Sam Goldstein    | (954) 609-6024 | <a href="mailto:chimchim0445@yahoo.com">chimchim0445@yahoo.com</a> |
| Head Sound                | Parrish Thompson | (954) 707-7500 | <a href="mailto:pthomp02@gmail.com">pthomp02@gmail.com</a>         |
| Head Electrician          | Chris Tamber     | (954) 298-0714 | <a href="mailto:ctamber67@gmail.com">ctamber67@gmail.com</a>       |
| Assistant Electrician     | Margaret Carrol  | (702) 419-4842 | <a href="mailto:margretmae@gmail.com">margretmae@gmail.com</a>     |
| Business Agent Local #500 | Terry McKenzie   | (954) 881-2353 | <a href="mailto:termack500@gmail.com">termack500@gmail.com</a>     |

### ADDITIONAL CONTACTS INFORMATION

|                               |                |                |  |
|-------------------------------|----------------|----------------|--|
| Vice President of Programming | Matt MacNeil   | (954) 468-2551 | <a href="mailto:mmcneil@browardcenter.org">mmcneil@browardcenter.org</a>   |
| Director Of Programming       | Jill Kratish   | (954) 468-3295 | <a href="mailto:jkratish@browardcenter.org">jkratish@browardcenter.org</a> |
| Director of Guest Services    | David Dillon   | (954) 468-3305 | <a href="mailto:ddillon@browardcenter.org">ddillon@browardcenter.org</a>   |
| Director of Food & Beverages  | Vinnie Venezia | (954) 468-3337 | <a href="mailto:vvenezia@browardcenter.org">vvenezia@browardcenter.org</a> |
| Admin. Mgr F&B – Merch        | Shari Newberg  | (954) 468-3336 | <a href="mailto:snewberg@browardcenter.org">snewberg@browardcenter.org</a> |

## MAP & DIRECTIONS

The Broward Center is conveniently located in the Riverwalk Arts & Entertainment District in downtown Fort Lauderdale, equidistant between Dade and Palm Beach Counties and can be reached by several routes.

From Interstate-95:

Exit at Broward Boulevard, Go east.

From Florida Turnpike (southbound):

Exit at Sunrise Boulevard, Go East to South-bound I-95, exit Broward Boulevard, Go east.

From Florida Turnpike (northbound):

Exit at I-595, Go East to North-bound I-95, exit Broward Boulevard, Go east.

To Backstage Parking Lot:

From Broward Boulevard turn right (South) onto SW 7th Avenue (Avenue of the Arts). Turn left at West Las Olas Blvd (the second light). Take an immediate left into the backstage lot security gate. Push the buzzer to contact guard. Identify yourself and guard will let you enter.

To Parking Garage and Valet:

Broward Boulevard. Turn South onto SW 5th Avenue. The Arts and Science Parking Garage is on the immediate right, or, proceed straight ahead, cross 2nd Street (Himmarshee St.) and continue to the top of the hill for valet service.

From Fort Lauderdale Airport to Backstage Lot:

Take the "US1 / Federal Highway Northbound" exit out of the Airport. Travel North on US1 to SE 17th Street Causeway. Turn left (West) and go to SW 4th Avenue and turn right (North). SW 4th Avenue will become SW 7th Avenue at the bridge. Go over the bridge, turn right at West Las Olas Blvd . Take an immediate left into the backstage lot security gate. Push the buzzer to contact guard. Identify yourself and guard will let you enter.

North Gate - Trucks going to Loading Dock:

From Broward Boulevard turn South onto SW 5<sup>th</sup> Avenue. Turn right at Second Street (Himmarshee Street). The gate entrance to back-stage lot is on your left. Push the buzzer to contact guard. Identify yourself and guard will let you enter.

### GPS Address (do not use for anything else!)

To the backstage Security gate:  
641 West Las Olas Boulevard  
Fort Lauderdale;

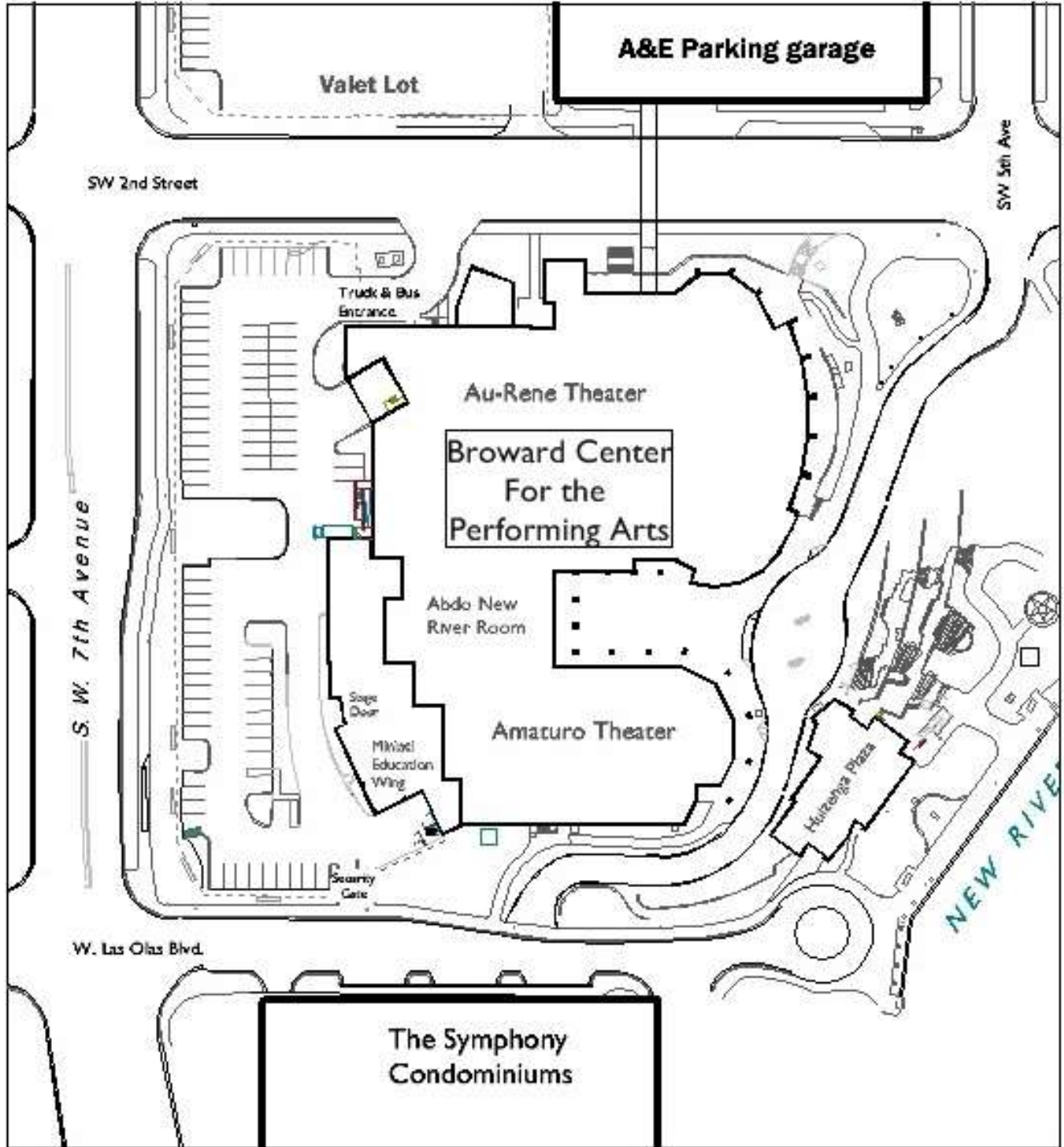
To the North Gate (truck & bus parking)  
582 SW 2<sup>nd</sup> Street  
Fort Lauderdale FL

### TRUCK, BUS & VEHICLE PARKING

Truck & Bus Parking on site is limited. There is parking available directly backstage in the lot for 10 cars and additional parking available for 40 cars in the Arts and Science parking garage located across the street from the theatre. All parking arrangements must be discussed with Production Staff prior to the event for necessary passes and badges.



# Broward Center Site Plan



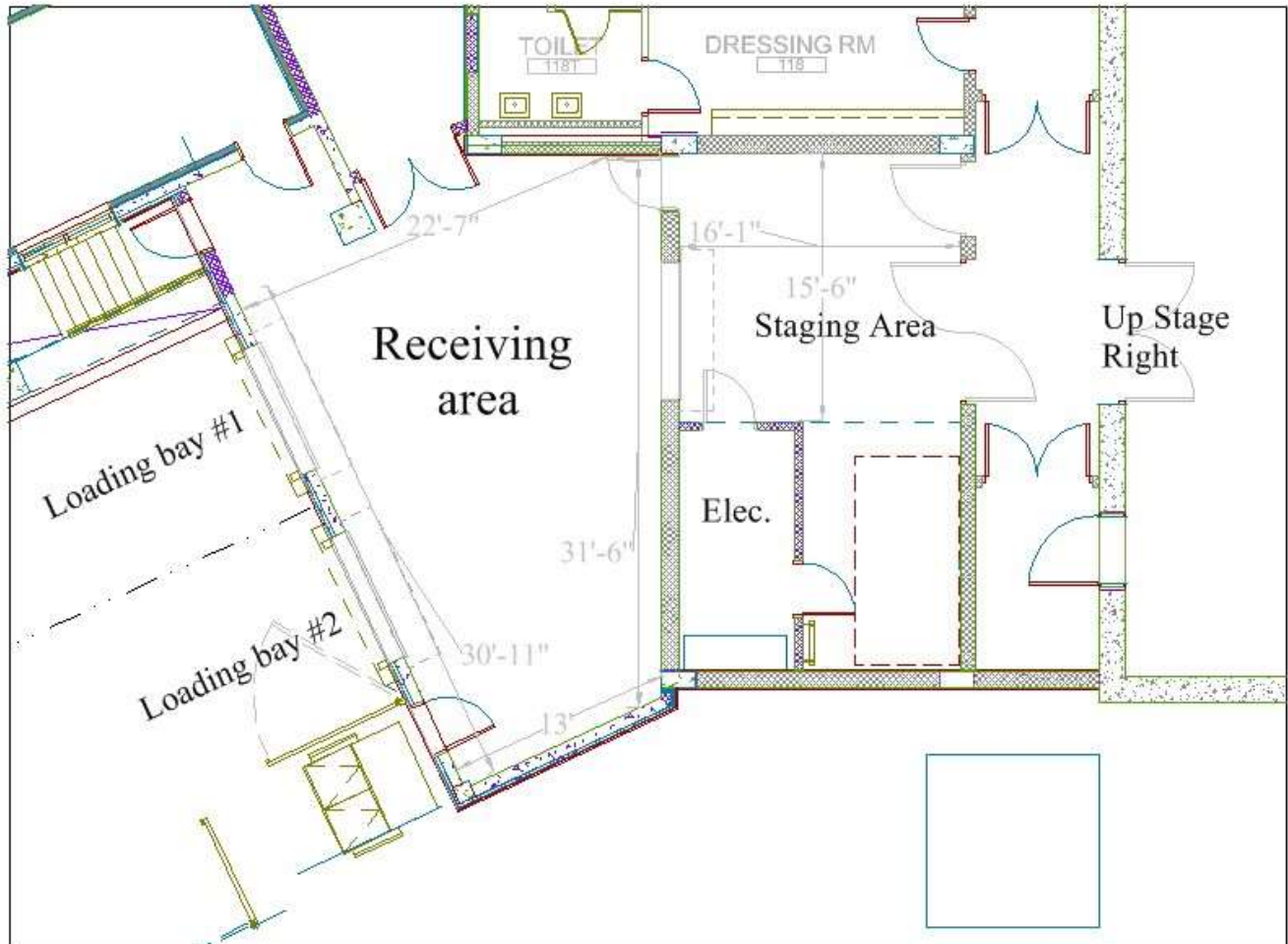


# BCPA Parking Lot



## LOADING DOCK

The Amaturio Loading Dock is located at the southwest corner of the building at S.W. 7th Ave and Las Olas Boulevard, but trucks must use the entrance on the north end of the parking lot on Himmarshee Street. There are two loading bays. The dock is 3' high, and the receiving doors are 8' wide by 8' high. The doors from the receiving area onto the stage are 7'-6" w x 25' h'.



The staging area is used to store the Amaturio's orchestra shell, as well as other equipment, depending on activities within the building. This will not impede loading equipment into the theater, but if you need that space during your event, please discuss with the Production Department in advance of your event.

Prior notice is necessary if the dock will be accommodating a tractor trailer longer than 40'; part of the lot must be reserved so the truck can maneuver.

Shore Power is available (inside the receiving area long shared wall with the electrical closet), but you must supply your own tails.



# SEATING INFORMATION AND CAPACITY

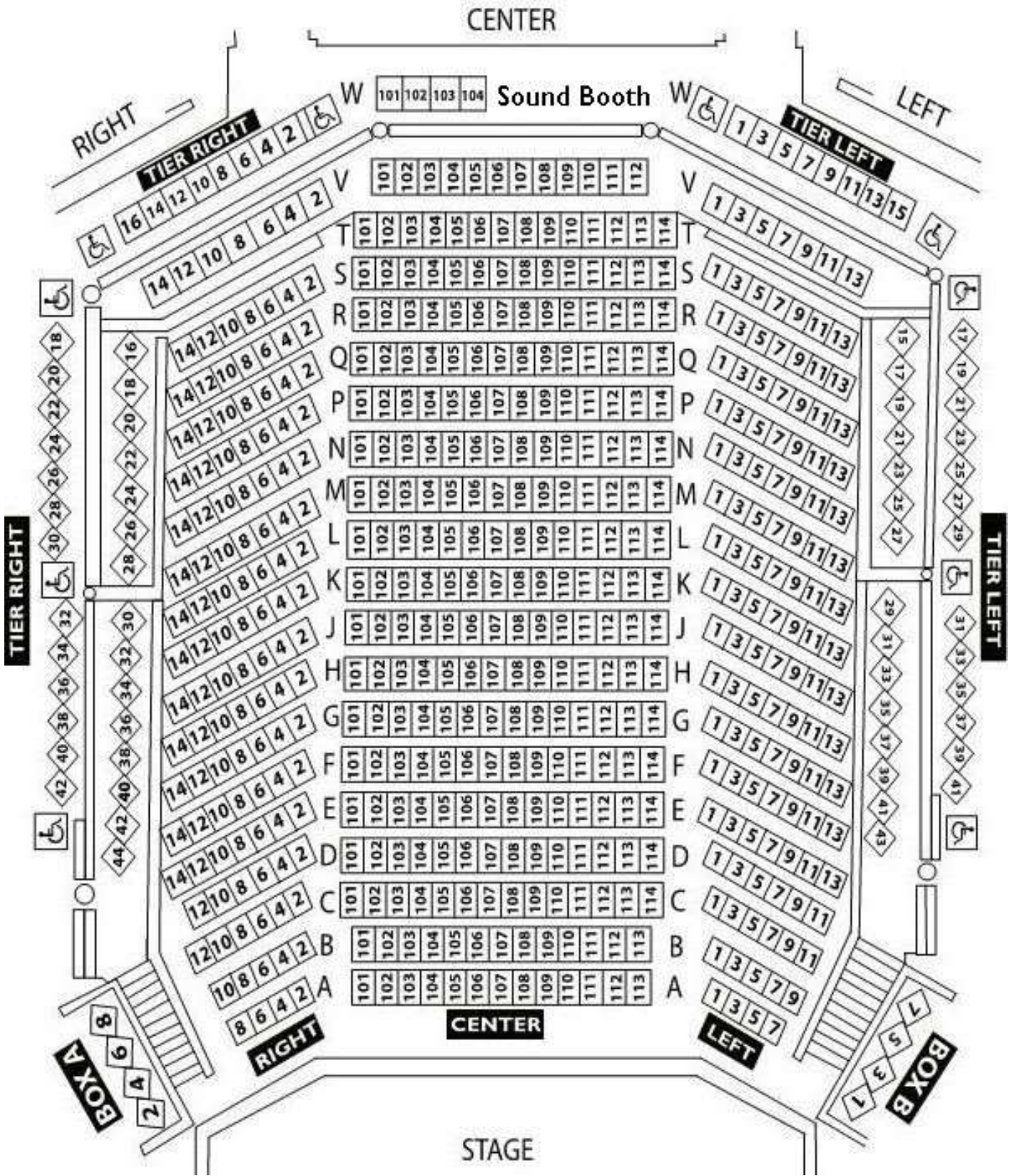
(MAXIMUM SEATING CAPACITY IS 582 SEATS (See seating map on follow page)

|                   |            |                 |
|-------------------|------------|-----------------|
| Orchestra Section | Rows A – T | 488 seats       |
| Side Tiers        | Rows V – W | 82 Seats        |
| Box Seats         |            | 8 Seats         |
|                   |            | Total 578 seats |





# SEATING CHART



## STAGE SPECIFICATIONS

STAGE FLOOR is a semi-sprung floor with double layer tongue and groove plywood on aluminum sleepers over rubber blocks, and finished with black masonite/bennelex. The rubber blocks are surrounded by a steel channel which limits over-decompression. Any damage to floor incurred by a production must be restored.

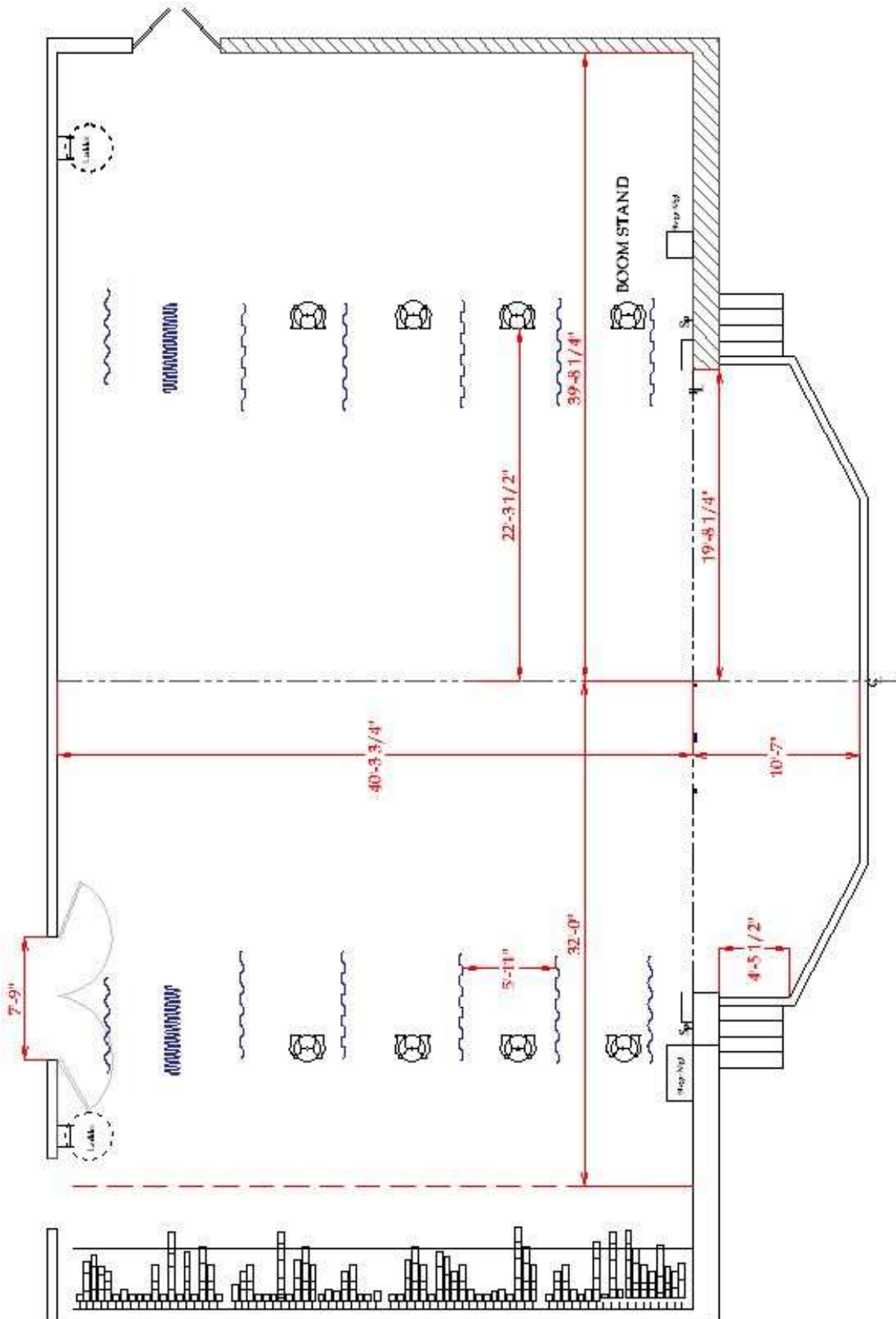
|  |         |
|--|---------|
| HEIGHT OF GRID                                 | 50'     |
| HEIGHT OF PROSCENIUM                           | 25'     |
| WIDTH OF PROSCENIUM                            | 39' 10" |
| HEIGHT OF GALLERIES                            |         |
| Upper Loading Gallery                          | 50'     |
| Middle Loading Gallery                         | 26' 6"  |
| Pin Rail SL                                    | 25' 5"  |
| DEPTH OF STAGE (from Plaster Line)             | 40'     |
| WIDTH OF STAGE                                 | 75'-6"  |
| Width of stage (center to SR)                  | 32'     |
| Width of stage (center to SL)                  | 39' -6" |
| CENTER STAGE TO PINRAIL SR                     | 36'     |
| APRON (from Plaster Line)                      | 1' -7"  |
| (from House Curtain)                           | 2' -7"  |
| FULL THRUST (from Plaster line)                | 10' -7" |
| (from House Curtain)                           | 11' -7" |
| HEIGHT OF STAGE (seating level to stage level) | 3' -4"  |

## ORCHESTRA PIT

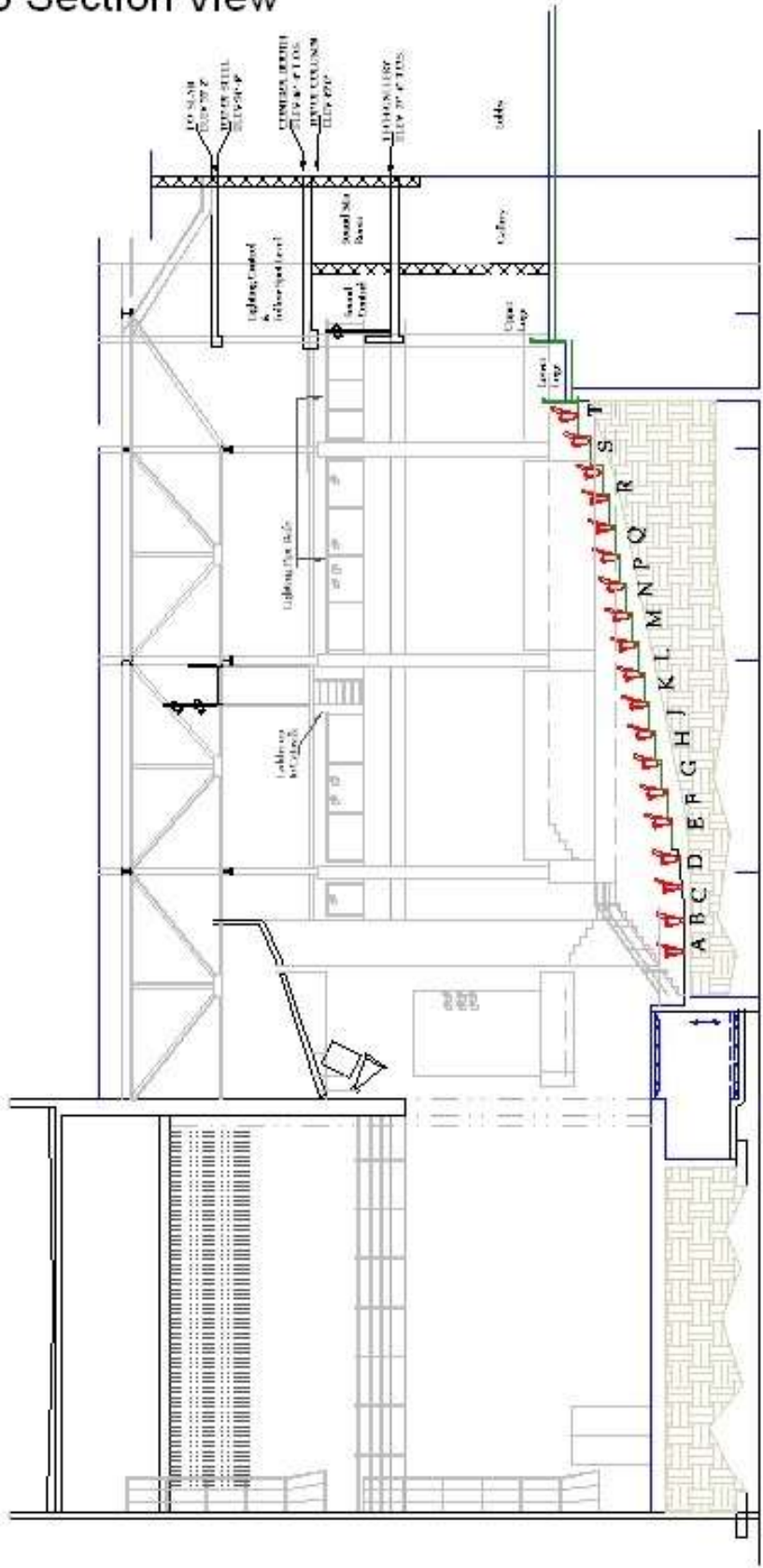
The Pit has a cover that extends the stage apron to 10' -7". This cover consists of 15 pieces that are manually moved down to create the floor of the Pit for use. The Pit under-hang is 5' -6"

|   |                         |
|---|-------------------------|
| Opening (Stage Edge to DS Pit Wall)           | 9'                      |
| Overall Dimensions (including pit under-hang) | 40' x 14' 6" (D shaped) |
| Approximate Capacity of Musicians             | 35                      |
| HEIGHT OF PIT (pit level to stage level)      | 8' -3"                  |

# STAGE DIMENSIONS & GROUND PLAN



# Amaturo Section View





## RIGGING SPECIFICATIONS

Single purchase counterweight, hand-operated line sets operated from the deck stage right.

|                        |                            |
|------------------------|----------------------------|
| NUMBER OF LINE SETS    | 73 line sets, 6" on center |
| GRID HEIGHT            | 50'                        |
| TRAVEL DISTANCE        | 48'                        |
| MAX WEIGHT PER ARBOR   | 1400 lbs                   |
| TOTAL WEIGHT AVAILABLE | 102,200 lbs                |
| LENGTH OF BATTENS      | 48'                        |
| TAB PIPES (5 pairs)    | 26' OC SL & SR             |

**HOUSE CURTAIN** is a manual counterweight guillotine center split velour curtain located 5" upstage from smoke pocket. Curtain is operated from stage level down stage right and is not part of the operating rail. House Curtain is permanent and cannot be moved or removed.

## SOFT GOODS INVENTORY

- 6 black velour borders (10' h x 48' w)
- 12 black velour legs (27' h x 10' w)
- 8 Black Velour tabs (27' h x 4' w)
- 1 black velour split traveler curtain ( 27' h x 45' w)
- 2 black velour curtains (27' h x 45' w)
- 1 black sharks tooth scrim (27' h x 48' w)
- 1 white cyclorama (27' h x 48' w)

## Hanging Plot

| <b>SHOW:</b>      |                 |                            |                  |               |
|-------------------|-----------------|----------------------------|------------------|---------------|
| <b>Line Set #</b> | <b>Position</b> | <b>House Hang</b>          | <b>Show Hang</b> | <b>Weight</b> |
|                   | 0"              | Smoke Pocket               |                  |               |
|                   | 5"              | House curtain              |                  |               |
| 1                 | 1'8"            | #1 black border            |                  |               |
| 2                 | 2'2"            | Flying Microphones         |                  |               |
| 3                 | 2'8"            | #1 Black Legs              |                  |               |
| 4                 | 3'2"            | Electric #1                |                  |               |
| 5                 | 3'8"            | Electric #1A LED PARs      |                  |               |
| 6                 | 4'2"            |                            |                  |               |
| 7                 | 4'8"            |                            |                  |               |
| 8                 | 5'2"            |                            |                  |               |
| 9                 | 5'8"            |                            |                  |               |
| 10                | 6'2"            | Electric #1B Moving Lights |                  |               |
| 11                | 6'8"            |                            |                  |               |
| 12                | 7'2"            |                            |                  |               |
| 13                | 7'8"            |                            |                  |               |
| 14                | 8'2"            | #2 black border            |                  |               |
| 15                | 8'8"            | #2 black legs 19'          |                  |               |
| 16                | 9'2"            |                            |                  |               |
| 17                | 10'2"           | Electric #2                |                  |               |
| 18                | 10'8"           |                            |                  |               |
| 19                | 11'2"           |                            |                  |               |
| 20                | 11'8"           |                            |                  |               |
| 21                | 12'2"           |                            |                  |               |
| 22                | 12'8"           |                            |                  |               |
| 23                | 13'2"           |                            |                  |               |
| 24                | 13'8"           |                            |                  |               |
| 25                | 14'2"           | #3 black border            |                  |               |
| 26                | 14'8"           | #3 black legs 19'          |                  |               |
| 27                | 15'2"           |                            |                  |               |
| 28                | 15'8"           | Black Scrim                |                  |               |
| 29                | 16'2"           | Blackout Drop              |                  |               |
| 30                | 16'8"           |                            |                  |               |
| 31                | 17'2"           | Electric #3                |                  |               |
| 32                | 17'8"           |                            |                  |               |
| 33                | 18'2"           |                            |                  |               |
| 34                | 18'8"           |                            |                  |               |
| 35                | 19'2"           |                            |                  |               |
| 36                | 20'1"           | Electric #3B Moving Lights |                  |               |
| 37                | 20'8"           |                            |                  |               |

|    |        |                               |  |  |
|----|--------|-------------------------------|--|--|
| 38 | 21'2"  |                               |  |  |
| 39 | 21'8"  | #4 black border               |  |  |
| 40 | 22'2"  | #4 black legs 19'             |  |  |
| 41 | 22'8"  |                               |  |  |
| 42 | 23'2"  |                               |  |  |
| 43 | 23'8"  |                               |  |  |
| 44 | 24'2"  | Electric #4                   |  |  |
| 45 | 24'8"  |                               |  |  |
| 46 | 25'2"  |                               |  |  |
| 47 | 25'8"  | Electric #4A LED PARs         |  |  |
| 48 | 26'2"  |                               |  |  |
| 49 | 26'8"  |                               |  |  |
| 50 | 27'2"  |                               |  |  |
| 51 | 27'8"  |                               |  |  |
| 52 | 28'2"  | #5 black border               |  |  |
| 53 | 28'7"  | #5 black legs 19'             |  |  |
| 54 | 29'1"  |                               |  |  |
| 55 | 30'2"  |                               |  |  |
| 56 | 30'8"  | Electric #5                   |  |  |
| 57 | 31'2"  |                               |  |  |
| 58 | 31'8"  |                               |  |  |
| 59 | 32'2"  | #6 black border               |  |  |
| 60 | 32'8"  |                               |  |  |
| 61 | 33'2"  | Black Traveler Curtain        |  |  |
| 62 | 33'8"  |                               |  |  |
| 63 | 34'2"  | #6 Electric (5 Far Cyc 3 Cir) |  |  |
| 64 | 34'8"  |                               |  |  |
| 65 | 35'2"  |                               |  |  |
| 66 | 35'8"  |                               |  |  |
| 67 | 36'2"  |                               |  |  |
| 68 | 36'8"  |                               |  |  |
| 69 | 37'2"  | #6 black legs                 |  |  |
| 70 | 37'7"  | White filled scrim-CYC        |  |  |
| 71 | 38'1"  | Blackout drop                 |  |  |
| 72 | 38'6"  |                               |  |  |
| 73 | 38'11" |                               |  |  |

# SOUND AND COMMUNICATIONS

## SPEAKER CONFIGURATION

The Amaturio Theater has a stereo line array system, flown flanking the proscenium opening to cover the entire auditorium, with a flown sub array in the center.

### Main Arrays

The primary speaker system consists of two (2) Meyers line arrays consisting of eight MINA compact curvilinear array speakers.

### Sub Array

The sub-woofer array consists of three Meyers 500-HP compact high-power subwoofers.

### Front Fills

The front fills consist of 98 JBL 8110h speakers built into the lip of the stage.



### Effects Speakers

8- EAW LC12 (mounted on side and rear walls of the theater)(wired for Surround Sound)



## **SOUND MIX POSITIONS**

There are two mixing position available in the Amaturro Theatre; the primary position is Row W, at the back of the house. The Alternate position is located along the center of the rear wall, in the Tech Gallery. It is fully open to the room. (See photo on page 20)

## **FRONT OF HOUSE CONSOLE**

Midas Pro 3 IP Digital Console Control Centre with 56 Input Channels, 27 Mix Buses and 96 kHz Sample Rate

## **SOURCE GEAR**

- 2 – Sony Mini Disc machines with Auto Pause
- 1 – TASCAM CD-RW901MK2 CD player/recorder

## **MONITORS & MICROPHONES**

NOTE: The following Monitor Equipment and Microphone package is shared with other venues at the Broward Center and may not be available for your event *unless prior arrangements have been made* with Production Staff in advance of your event.

### **MONITOR CONSOLE:**

Yamaha PM5D-RH

### **MONITOR SPEAKERS:**

- 2 Shure in-ear monitors PSM700 w/ E3 SHU P7TRE3
- 14 powered wedge speakers Meyers MJF-210
- 2 Stage monitors Meyers USM-100P
- 4 Side Fill speakers Meyers UPQ-1P
- 4 powered subwoofer – dual 10” Meyers UMS-1P
- 2 EV 1502 ER
- 6 JBL MRX 512M
- 5 EAW VM12
- 4 Galaxy hot spots
- 7 Anchor AN 1001 X
- 1 Anchor AN 1000 self-powered
- 1 Galaxy Audio Hot Spot PAIII self-powered hot spot

### **Portable Microphone Splitter:**

- 1 58 pair Whirlwind splitter with 1 direct out and 2 ISO splits
- 1 15 Pair Wireworks splitter
- 6 15 Pair permanent Mic input mults home run to sound booth from various locations

## MICROPHONES

### WIRED MICROPHONES:

| <u>Manufacturer/Model</u> | <u>Quantity</u> | <u>Manufacturer/Model</u> | <u>Quantity</u> |
|---------------------------|-----------------|---------------------------|-----------------|
| Shure KSM 9               | 8               | Sennheiser ME 66          | 4               |
| Shure KSM 141             | 6               | Sennheiser MD421U         | 3               |
| Shure KSM 32              | 6               |                           |                 |
| Shure Beta SM57           | 9               | Earthworks PM 40          | 2               |
| Shure Beta SM58           | 7               | Electro Voice RE320       | 2               |
| Shure SM81                | 5               | Electro Voice RV18        | 3               |
| Shure SM87A               | 6               | Electro Voice RE20        | 4               |
| Shure Beta 98A            | 8               | Electro Voice DS35        | 4               |
| Shure Beta 91             | 2               | Whirlwind PB 12           | 2               |
| Shure Beta 52             | 2               | Beyer M160                | 4               |
| Shure Beta 181S           | 4               |                           |                 |
| Shure Beta 56             | 6               | Audio Tech AT857QMa       | 3               |
| Shure Beta 57A            | 8               | Audio Tech AT857QMLa      | 1               |
| Shure WA310               | 12              | Crown PCC 160             | 8               |
| AKG C414 XLII/ST          | 2               | Crown PZM LP6             | 3               |
| AKG C214                  | 2               | Crown PZM 6RB             | 4               |
| AKG C535                  | 2               | Crown GLM 200             | 2               |
| Countryman ISOMAX 2       | 12              | B & K 401 I               | 2               |
| Countryman ISOMAX 2H      | 12              |                           |                 |
| Countryman M4HP5RF24EB    | 6               |                           |                 |

## **WIRELESS MICROPHONES:**

There are six (6) channels of Shure UR4D Diversity Receivers

- 6 Sure Beta 58 handheld transmitters
- 8 KSM9 alternate cartridge for handheld transmitters
- 6 UR1 Bodypack transmitters
- 3 Shure MKE 2 gold lavalier microphones
- 3 Countryman E6 earset microphones

There are 4 channels of SHURE U4D Receivers, Series J5, frequency agile 578-638 MHz

The following microphones are available for these receivers:

- 4 Shure U2 BETA 87A handheld transmitters
- 4 Shure U1 bodypack transmitters w/Countryman B-3 mics

There are 8 channels of SHURE SLX Receivers, Series H5, frequency agile 518-548 MHz

The following microphones are available for these receivers:

- 2 Shure BETA SM87 handheld transmitters
- 8 Shure SLX bodypack transmitters w/Countryman B-3 mics

There are 8 channels of Shure SLX receivers, Series L4, frequency agile 638-662 MHz

The following microphones are available for these receivers:

- 2 Shure BETA SM87
- 9 Shure SLX Lavaliers w/Countryman B-3 mics

## **DIRECT INPUT BOXES:**

- |    |                              |            |
|----|------------------------------|------------|
| 10 | Countryman FET 85            | Passive DI |
| 6  | Radial Engineering JDI MKIII | Passive DI |
| 4  | Radial Engineering JPC       | PC DI      |
| 2  | Whirlwind PCDI               | PC DI      |

## **BACKSTAGE COMMUNICATIONS**

The Amataro Theatre is equipped with a Clear Com 2 channel intercom system; stations are located in the control booths, spot booths, and in the wings (including the fly rail).

- 1 MS-702 2-Channel Headset/Speaker Main Station
- 7 RS-701 wired belt pack (single channel)
- 1 RS702 wired belt pack (double channel)
- 1 WBS670 Wireless Intercom Base Station
- 6 WTR-670 Wireless belt pack (single channel)

## LIGHTING INFORMATION

The Amaturio Theater is equipped with an extensive permanent "house" lighting plot. It comes focused and colored as per that plot. Any refocusing of equipment during the load-in must be restored during the load-out. To obtain copies of lighting plot contact the production offices. Available in PDF, DWG, or hard copy.

### CONTROL

- 1 ETC Gio with two fader panels, two LCD monitors
- ETC Sensor3 dimmer racks

### POWER DISTRIBUTION

- 2 100 amp 3 phase (1) DSR and (1) DSL
- 1 400 amp 3 phase USR at loading dock w/truck wall ports

### FOLLOWSPOTS

- 2 Lycian HTI-400 Followspots located in tech gallery

### COMPLETE INVENTORY

The Amaturio Theater has a permanent repertory light plot; therefore most of the inventory is hanging

| Unit Description              | Detail              | Total | Hanging | On Rack |
|-------------------------------|---------------------|-------|---------|---------|
| Colortran Ellipsoidal 5 deg.  | #650-082            | 14    | 12      | 2       |
| Colortran Ellipsoidal 10 deg. | #650-072            | 49    | 44      | 5       |
| Colortran Ellipsoidal 15 deg  | #650-052            | 4     | 4       | 0       |
| Colortran Ellipsoidal 20 deg  | #650-042            | 95    | 90      | 5       |
| Colortran Ellipsoidal 30 deg  | #650-032            | 111   | 74      | 37      |
| Colortran Ellipsoidal 40 deg  | #650-022            | 82    | 80      | 2       |
| Colortran Ellipsoidal 50 deg  | #650-012            | 6     |         | 6       |
| PAR cans (P64)                | Par 64              | 31    | 12      | 19      |
| Colorado LED Wash             | Quad 2 Zoom Tour    | 25    | 25      | 0       |
| Elation Moving Light          | Satura Spot CMY Pro | 5     | 5       | 0       |
| Par 56 striplights            |                     | 17    | 3       | 14      |
| Far Cyc                       |                     | 5     | 5       | 0       |
|                               |                     |       |         |         |
|                               |                     |       |         |         |
|                               |                     |       |         |         |
|                               |                     |       |         |         |
| 18' booms w/bases             |                     | 2     |         |         |
| 36' Genie personnel lift      |                     | 1     |         |         |

### ONSTAGE SIDE LIGHT LADDERS

Dead-hung 26'-6" from CL, with a clearance of 10' to the bottom rung. SL/SR Ladders (4 ladders per side, instruments distributed equally to each)

### DIMENSIONAL INFORMATION

- Curtain line to Technical Gallery 86'
- Curtain line to FOH rail 58'
- Curtain line to Follow Spot booth 90'
- Technical Gallery R to L 70'





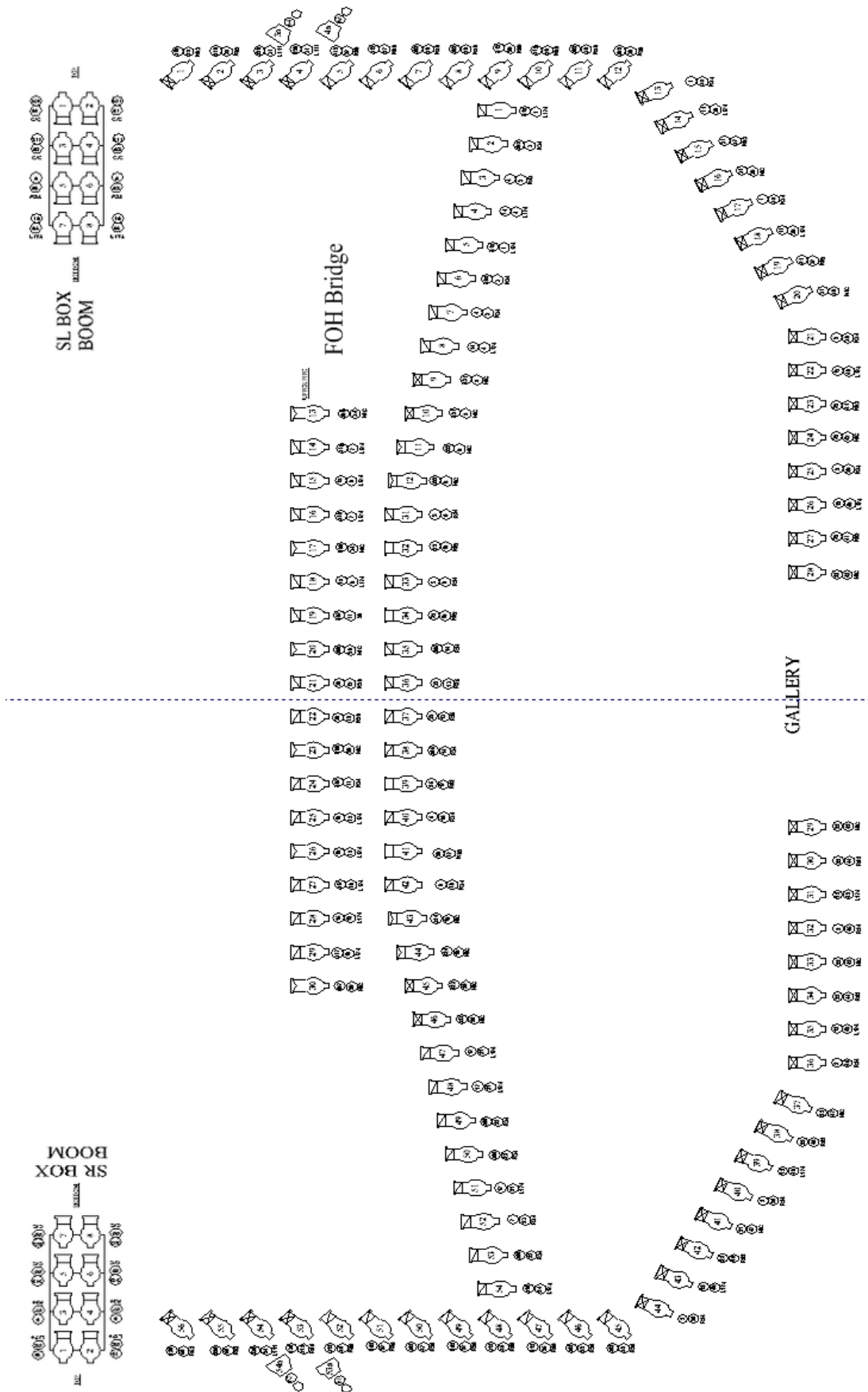
**LIGHTING MAGIC SHEET**

|   |  |  |   |
|---|--|--|---|
| <u>PINK FOH (fronts)</u><br>7 6 5 4<br>3 2 1                      | <u>BLUE FOH (fronts)</u><br>17 16 15 14<br>13 12 11                | <u>AMBER FOH (fronts)</u><br>26 25<br>23 22 21                                   | <u>n/c FOH (fronts)</u><br>33 32 31   |
| <u>BOX BOOM PINK</u><br>(mainly for apron)<br>9 8<br>303 301      | <u>BOX BOOM BLUE</u><br>(mainly for apron)<br>19 18<br>313 311     | <u>FRONT DARK BLUE WASH</u><br>35  | <u>LED WASH</u><br>56 57 58 59 60<br>51 52 53 54 55<br>46 47 48 49 50<br>41 42 43 44 45<br>61 64<br>62 63 |
| <u>MOVERS</u><br>73 74 75<br>71 72                                | <u>BLUE CYC</u><br>282 281 280                                     | <u>RED CYC</u><br>285 284 283  | <u>AMBER CYC</u><br>288 287 286   |
| <u>PINK HI SIDES</u><br>90 85<br>89 84<br>88 83<br>87 82<br>86 81 | <u>BLUE HI SIDES</u><br>100 95<br>99 94<br>98 93<br>97 92<br>96 91 | <u>BLUE BACKWASH</u><br>128 129 130<br>131 132 133<br>134 135 136<br>137 138 139 | <u>SHINS (optional)</u><br>218 214<br>217 213<br>216 212<br>215 211                                       |
| <u>LADDER PINK</u><br>178 174<br>177 173<br>176 172<br>175 171    | <u>LADDER N/C GOBO</u><br>188 184<br>187 183<br>186 182<br>185 181 | <u>LADDER AMBER</u><br>198 194<br>197 193<br>196 192<br>195 191                  | <u>LADDER LAVENDAR</u><br>208 204<br>207 203<br>206 202<br>205 201  |
| <u>APRON RED</u><br>312 312                                       | <u>APRON AMBER</u><br>302 302                                      | <u>APRON BLUE</u><br>318 317 316<br>315  | <u>APRON PINK</u><br>305 306 307<br>308   |
| <u>APRON N/C</u><br>321 322 323 324                               | <u>SOLOS SPOT SPECIALS</u><br>297 298 299                          | <u>MIRROR BALL</u><br>220 219  |   |


**FOCUSABLE UNITS**

|   |   |  |   |
|---|---|--|---|
| <u>1<sup>ST</sup> ELEC</u><br>101, 102, 103, 104,<br>105, 151, 152, 153,<br>154,167 | <u>2<sup>ND</sup> ELEC</u><br>106, 107, 108, 109,<br>110, 155, 156, 157,<br>158 | <u>3<sup>RD</sup> ELEC</u><br>111, 112, 113, 114,<br>115, 159, 160, 161, 162 | <u>4<sup>TH</sup> ELEC</u><br>116, 117,118, 119, 120,<br>163, 164, 165, 166 |
| <u>5<sup>TH</sup> ELEC</u><br>121, 122, 123   |   |  |   |

# Lighting Plot: FOH



# Lighting Plot: Stage



# CIRCUIT LOCATION

| CIRCUIT  | Location                         | Notes                    |
|----------|----------------------------------|--------------------------|
| 1-24     | FOH Cove                         |                          |
| 25-38    | Technical Gallery SL             |                          |
| 39-46    | Technical Gallery REAR           |                          |
| 47-60    | Technical Gallery SR             |                          |
| 61-64    | Box Boom SL                      |                          |
| 65-68    | Box Boom SR                      |                          |
| 69-74    | Orchestra Pit                    |                          |
| 75-80    | Socapex Breakout SL              |                          |
| 81-86    | Socapex Breakout SR              |                          |
| 87-92    | Socapex Breakout SL              |                          |
| 93-98    | Socapex Breakout SR              |                          |
| 99- 104  | Socapex Breakout SL              |                          |
| 105-110  | Socapex Breakout SL              | 4'4" from Plaster Line   |
| 111-116  | Socapex Breakout SR              | 4'6" from Plaster Line   |
| 117-128  | Socapex Breakout SR              | 8' from Plaster Line     |
| 129-134  | Socapex Breakout SR              | 9'10" from Plaster Line  |
| 135-140  | Socapex Breakout SR              | 10'10" from Plaster Line |
| 141-146  | Socapex Breakout SL              | 13'1" from Plaster Line  |
| 147-152  | Socapex Breakout SR              | 13'4" from Plaster Line  |
| 153-164  | Socapex Breakout SR              | 16'4" from Plaster Line  |
| 165-170  | Socapex Breakout SR              | 18'10" from Plaster Line |
| 171-176  | Socapex Breakout SR              | 19'10" from Plaster Line |
| 177-182  | Socapex Breakout SL              | 22'2" from Plaster Line  |
| 183-188  | Socapex Breakout SR              | 22'6" from Plaster Line  |
| 189-200  | Socapex Breakout SR              | 25'6" from Plaster Line  |
| 201-206  | Socapex Breakout SR              | 28' from Plaster Line    |
| 207-212  | Socapex Breakout SR              | 29' from Plaster Line    |
| 213-224  | Socapex Breakout SL              | 30' from Plaster Line    |
| 225-236  | Socapex Breakout SR              | 30' from Plaster Line    |
| 237-242  | Socapex Breakout SL              | 31'6" from Plaster Line  |
| 243-248  | Socapex Breakout SR              | 31'6" from Plaster Line  |
| 249-254  | Fly Gallery SL                   |                          |
| 255-260  | Fly Gallery SR                   |                          |
| 261-264  | DSL Wall                         |                          |
| 265-268  | DSR Wall                         |                          |
| 269-272  | USL Wall                         |                          |
| 273-288  | USR Wall                         |                          |
| NON-DIMS |                                  |                          |
| A,B      | FOH Cove and Technical Galleries |                          |
| C,D      | Fly Galleries SL and SR          |                          |
| E,F,G,H  | DSL, USL, DSR, USR               |                          |

# ORCHESTRA EQUIPMENT AND CONCERT SHELL

## ORCHESTRA EQUIPMENT

|    |                              |
|----|------------------------------|
| 96 | Wenger Orchestra Chairs      |
| 6  | Cello Chairs                 |
| 87 | Music Stands w/lights        |
| 1  | Conductor's Podium and Stand |
| 10 | Stools                       |
| 10 | 3'x 6' Tables                |

## **RISERS:** Black skirting is available for risers

|    |               |
|----|---------------|
| 10 | 4'x 8'x 8''h  |
| 10 | 4'x 8'x 16''h |
| 20 | 4'x 8'x 24''h |

## **STEP UNITS:**

|   |                       |
|---|-----------------------|
| 2 | 8'' single step units |
| 2 | 16'' step units       |
| 2 | 24'' step units       |

## **PIANOS (Note: Pianos tuned only by House Tuner Only - tuning not included)**

|   |                                   |
|---|-----------------------------------|
| 2 | 9' Steinway Concert Grand Model D |
| 1 | 7' Steinway Grand Model B         |
| 4 | Yamaha Uprights                   |

## **ORCHESTRA CONCERT SHELL:**

The Amaturio Theatre is equipped with 13 Wenger acoustical shell walls that can be arranged in a variety of configurations. Each shell piece is 6' wide in approximately 12' high with a 2' outrigger on the rear. Each shell piece is easily moveable with locking casters.





## DRESSING ROOM / WARDROBE / SUPPORT SPACES

### DRESSING ROOMS:

All dressing rooms are located directly behind the stage, and are accessible from either side. The numbering starts closest to SL, and proceeds across to SR. All rooms are equipped with showers, toilets, mirrors, chairs and costume racks. The smaller dressing rooms have a counter running the length of one long wall, while the larger rooms have counters running along both long walls. Companies working under an AEA contract should use the smaller number for dressing room assignments. There is an audio feed from the stage throughout the area.

| Dressing Room # | Number of People | Dimensions       |
|-----------------|------------------|------------------|
| Room #115       | 6-8 people       | 8' 6"W x 18' 4"L |
| Room #116       | 12-18 people     | 14' W x 18' 4"L  |
| Room #117       | 12-18 people     | 14' W x 18' 4"L  |
| Room #118       | 6-8 people       | 8' 6"W x 18' 4"L |





## **WARDROBE ROOM:**



There is no dedicated Wardrobe room at the Broward Center, just a small room for minor repairs. Shows booked into the Au-Rene Theatre have priority use of this room.

## **LAUNDRY ROOM:**

The center has one laundry room to facilitate both theaters. It is located on stage level between the two theater spaces. There are three washers and three dryers in the laundry room, as well as a double sink.

Arrangements must be made in advance, as shows booked into the Au-Rene Theatre have priority use of this room.



## **CARPENTRY SHOP**

Broward Center has a small wood shop for general repairs and limited welding equipment for metal & steel, located in the Au-Rene backstage. Its availability is dependent on activity in the Au-Rene Theatre.



Carpentry Shop

## **GREEN ROOM / WARM-UP SPACE**



The Amaturio Green Room is 35' x 11' 6", and has a commercial grade coffee maker, standard refrigerator/freezer, and a sink. There is an audio feed from the stage, and a CCTV connection (television not included). It can be used as a Catering Room, a Wardrobe Room, a Production Office or a Rehearsal/Warm-up room. It has a section of mirrors and barres.

There are additional mirrors and barres outside of dressing room #118, and in the stage entrance to Up Stage Left.



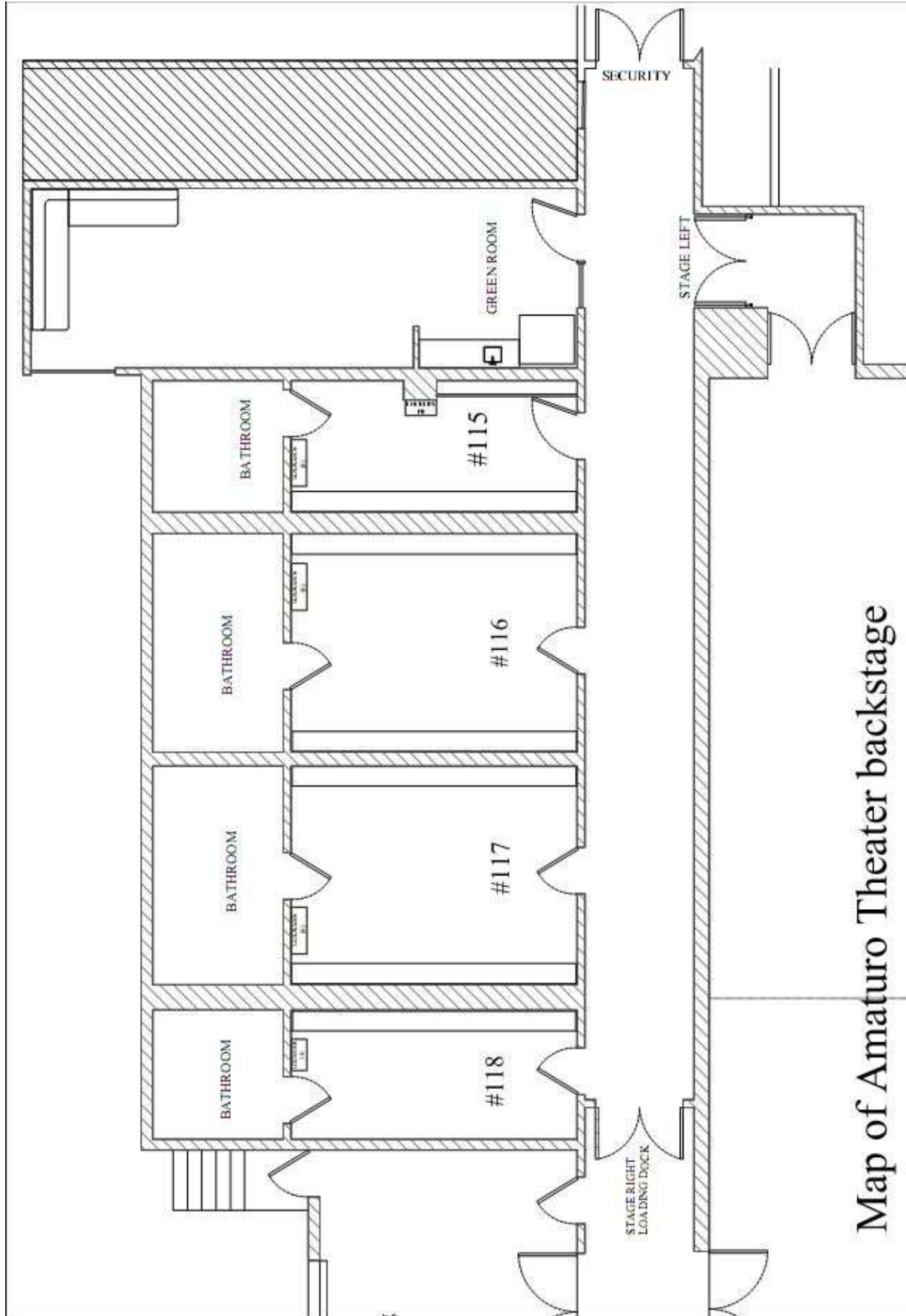
## **SUPPORT SPACES**

The Amaturio Theater is not equipped with office space for clients, but each dressing room, as well as the Green Room, can be equipped with a phone line and a high-speed internet connection. Room #118 has been the traditional favorite for production use, but any of the rooms can set up as an office. Phone and internet connections require advance notice, as the available outside phone lines must be shared with the Au-Rene Theater.

## **ADDITIONAL RENTAL SPACES**

The following space must be reserved in advance, and is subject to availability: The Einstein Room is 36' x 18' and is located next to Au-Rene Green Room. It has no mirrors or bars.

# Backstage Map



Map of Amaturu Theater backstage

## LOCAL SERVICES

### GROUND TRANSPORTATION

Checker Taxi  
954-923-9999

Yellow Cab  
954-777-7777

Broward County Transit  
954-357-8400  
[www.Broward.org/bct](http://www.Broward.org/bct)

A Personal Touch Limousine Service  
800-741-2785  
<http://www.aplimo.net/>

Water Taxi  
954-467-6677

Sun Trolley  
954-761-3543

Tri-Rail  
(800) 874-7254  
[www.Tri-rail.com](http://www.Tri-rail.com)

### LODGING INFORMATION

The Broward Center for the Performing Arts maintains several official lodging partners. If your organization is seeking housing, please contact the following properties and identify yourself as an artist, crew or patron of the Broward Center. The hotel will give you our special rates if available.

**Hampton Inn**  
250 N. Andrews Ave.  
Fort Lauderdale, FL 33301  
954.924.2700  
[hamptoninnftlauderdale.com](http://hamptoninnftlauderdale.com)

**Riverside Hotel**  
620 E. Las Olas Blvd.  
Fort Lauderdale, FL 33301  
800.325.3280  
[riversidehotel.com](http://riversidehotel.com)

**Sonesta Fort Lauderdale**  
999 North Fort Lauderdale Beach Blvd  
Fort Lauderdale, FL 33304  
954-315-1460  
[www.sonesta.com/fortlauderdale](http://www.sonesta.com/fortlauderdale)

### BANKING

Sun Trust Bank  
601 W. Broward Blvd  
Fort Lauderdale, FL 33312  
954-713-1492

Wells Fargo  
1 East Broward Blvd  
Fort Lauderdale, FL 33301  
954-762-9200

Bank of America  
401 East Las Olas Blvd  
Fort Lauderdale, FL 33301  
954-524-6581

## **COPIES/PRINTING**

FedEx Office  
300 North Federal Highway  
Fort Lauderdale, FL 33301  
954-467-1007

Reprograffia (Blueprints)  
801 N. Andrews Ave  
Fort Lauderdale FL 33301  
954-525-0157

## **DELIVERY SERVICES**

US Post Office  
400 NW 7<sup>th</sup> Ave  
Ft. Lauderdale, FL 33311  
(800) ASK-USPS  
954-523-0327

The Broward Center has regularly  
scheduled daily delivery/pick up from UPS,  
FedEx and USPS

## **ENTERTAINMENT / ATTRACTIONS**

Ft. Lauderdale has many choices for entertainment all year around from beaches to museums and everything in-between. Here are just a few choices.

AutoNation IMAX Theatre  
(at the Museum of Discovery & Science)  
401 S.W. 2nd Street  
Fort Lauderdale, FL 33312  
954-467-6637

Greater Ft. Lauderdale Convention &  
Visitors Bureau  
954-765-4466  
[www.sunny.org](http://www.sunny.org)

Museum of Art Fort Lauderdale  
One East Las Olas Blvd.  
Fort Lauderdale, FL 33301  
954-525-5500

Billie Swamp Safari  
(Everglades Tours, Airboat rides, Swamp  
Buggy rides)  
800-GO-SAFARI  
[www.billieswamp.com/](http://www.billieswamp.com/)

Seminole Hard Rock Hotel & Casino  
1 Seminole Way  
Hollywood, Florida 33314  
954-327-7625

## DINING / NIGHTLIFE

Please check out the “Go Riverwalk” and “Riverwalk A & E” websites below for more information on restaurants and nightlife surrounding the Broward Center.

<http://www.goriverwalk.com/>

<http://www.riverwalkartsandentertainment.com/>

The Production Department has menu books available which includes local restaurant menus, many with take-out and delivery available. There are many restaurants, bars and clubs within walking distance of the Broward Center. Below are the Preferred Restaurant Partners of the Broward Center that offer exclusive discounts:

The Chimney House  
701 W Las Olas Blvd  
Fort Lauderdale, FL 33312  
954-900-5352

[www.thechimneyhouse.net](http://www.thechimneyhouse.net)

Walking Distance: .01 mile (next to BCPA)

Himmarshee Public House  
201 SW 2<sup>nd</sup> Street  
Fort Lauderdale, FL 33301  
954-616-5275

<http://publichouseftl.com/>

Walking Distance: .02 mile

Tarpon Bend (restaurant & bar)  
200 SW 2nd Street  
Fort Lauderdale, FL 33301  
954-523-3233

[www.tarponbend.com](http://www.tarponbend.com)

Walking Distance: .04 mile

Grille 401  
401 E Las Olas Blvd  
Fort Lauderdale, FL 33301  
954-767-0222

[www.grille401.com](http://www.grille401.com)

Walking Distance: Less than 1 mile

YOLO  
333 E Las Olas Blvd  
Fort Lauderdale, FL  
954-523-1000)

[www.yolorestaurant.com](http://www.yolorestaurant.com)

Walking Distance: 1.1 mile

The Royal Pig Pub  
350 East Las Olas Boulevard  
Fort Lauderdale, FL 33301  
954-617-7447

<http://www.royalpigpub.com/>

Walking Distance: 1.2 Miles

15<sup>th</sup> Street Fisheries  
1900 SE 15<sup>th</sup> Street  
Fort Lauderdale, FL 33316  
954-763-2777

[www.15streetfisheries.com](http://www.15streetfisheries.com)

Walking Distance: 2.77 miles

Bimini Boatyard  
1555 SE 17<sup>th</sup> Street  
Fort Lauderdale, FL 33316  
954-525-7400

[www.biminiboatyard.com](http://www.biminiboatyard.com)

Walking Distance: 3.01 miles

Café Vico  
1125 N. Federal Highway  
Fort Lauderdale, FL 33304  
954-565-9681

[www.cafevicorestaurant.com](http://www.cafevicorestaurant.com)

Distance: 3.1 miles

## **FLORISTS**

Ann's Florist & Greenhouse  
1001 E Las Olas Blvd  
Fort Lauderdale, FL  
954-761-3334

A Basket Affair  
830 E. Oakland Park Blvd, Suite 101  
Oakland Park, FL 33334  
954-567-2052

## **GYM**

Bally Total Fitness  
750 W Sunrise Blvd  
Fort Lauderdale, FL 33312  
954-764-8666

The Firm Fitness Center  
928 N Federal Hwy  
Fort Lauderdale, FL 33304  
954-767-6277

The Fitness Company  
110 SE 6<sup>th</sup> St – 7<sup>th</sup> Floor  
Contact Rhonda 954-761-1110  
FAX 954-463-4952

LA Fitness  
3825 N. Federal Hwy.  
Contact: Matt 954-567-2727  
Day Passes \$15.00

## **HAIR**

Las Olas Barber Shop  
1400 E. Las Olas Blvd.  
Ft. Lauderdale, FL 33301  
Open 7 days a week, will come to theatre  
954-462-1351

Source Spa & Salon  
1881 NE 26th Street, Suite 30  
Wilton Manors, Florida 33305  
954-568-1998

## **HARDWARE/SUPPLIES**

Home Depot  
1000 NE 4<sup>th</sup> Street  
Fort Lauderdale, FL 33304

McDonald's Hardware  
245 SW 24 Street  
Fort Lauderdale, FL 33315  
954-463-2000

Miami Stagecraft (sales & rentals)  
2855 East 11<sup>th</sup> Ave  
Hialeah, FL 33013  
305-836-9356  
(9:00 am – 5:00 pm M-F)

Stage Equipment and Lighting, Inc.  
12250 NE 13th Court  
Miami, FL 33161  
(305) 891-2010

## **LAUNDRY / DRY CLEANING**

Dry Cleaning Depot  
730 W. Broward Blvd  
954-522-1126

Fashion Cleaners  
2427 W. Broward Blvd  
954-583-8225



## SHOPPING

### **Publix (Grocery and Pharmacy)**

601 South Andrews Avenue  
Fort Lauderdale, FL 33301  
954-728-8330  
(7:00am – 11:00pm)

### **Whole Foods Market**

2000 N Federal Hwy  
Fort Lauderdale, Florida 33305  
954-565-5655  
Mon - Sun: 8am - 10pm

### **Walgreen's Pharmacy**

700 Broward Blvd  
Fort Lauderdale 33301  
954-463-9937  
(7:00am- 11:00pm)

### **Galleria Mall**

2414 East Sunrise Blvd  
Fort Lauderdale, Florida 33304  
Phone: 954-564-1015

### **The Fresh Market**

424 N Federal Hwy, Fort Lauderdale, FL  
33301  
954-763-1250  
Mon - Sun: 8am - 10pm

### **CVS/Pharmacy**

1 North Federal Highway  
Fort Lauderdale, FL 33301  
954-524-0500

### **7-11**

460 W Broward Blvd,  
Fort Lauderdale, FL  
954-467-3856  
(24 Hour)

### **Sawgrass Mills Mall (Outlet Mall)**

12801 West Sunrise Blvd  
Sunrise, FL 33323  
954-846-2350

## MASSAGE (will come to theater or housing)

James Perc  
(Swedish and Deep Tissue massage; Hot Stone)  
Lic # MA43130  
954-534-6611  
[bodyworkbyjim@yahoo.com](mailto:bodyworkbyjim@yahoo.com)

Lawrence Zwarich  
(Swedish and Deep Tissue massage)  
Lic # MA43125  
954-383-8891  
[cdnlar@hotmail.com](mailto:cdnlar@hotmail.com)

Diva's Day Spa  
Full-service Spa located next door to the  
Broward Center in the Symphony building.  
Will come to the theater for massages.  
954-522-1141 x 6 or 954-771-9772  
(ask for Jacki and let her know you are a performer  
at the Broward Center for a discount on services)

## **MEDICAL**

Hospitals and clinics are listed first, followed by Doctors (listed alphabetically by specialty)

### **HOSPITALS**

Broward General  
1600 South Andrews Avenue  
Fort Lauderdale FL 33304  
954-355-4400

Imperial Point Medical Center  
6401 North Federal Highway  
Fort Lauderdale, FL 33308  
954-776-8500

### **URGENT CARE**

Broward Health Urgent Care  
200 Northwest 7th Avenue  
Fort Lauderdale, FL 33311  
954-759-6794

Concentra Urgent Care Center  
1347 S. Andrews Avenue  
Fort Lauderdale, FL 33304  
954-767-9999

Health Med Centers (Cash/Credit Only)  
1493 SE 17<sup>th</sup> Street  
Fort Lauderdale, FL 33316  
954-525-7595

### **CHIROPRACTIC**

Downtown Chiropractic Center  
1601 E. Broward Blvd.  
Ft. Lauderdale, FL  
954-463-1166

Marcus Chiropractic Center  
Dr. Peter Marcus  
2710 E. Oakland Park Blvd, FT L 33306  
954-566-3027 (Will make House Calls)

Dr. Patrick Helmer - Chiropractor  
9532 Griffin Rd. Suite 1800  
Cooper City, FL 33328  
954-434-1800

### **DENTAL**

Dr. Ari Arocha  
113 SW 11th Ct  
Ft Lauderdale, FL 33315  
(954) 463-7972

Dr. Thomas Jeson  
3000 E. Commercial Blvd.  
Ft. Lauderdale, FL 33308  
954-491-1904  
Fax – 954-772-3453

Dr. Larry Levinson  
9 SW 17th St.  
Ft. Lauderdale, FL 33315  
954-524-3117

Dr. Jeffrey Bartlett  
2440 E. Sunrise  
In the Galleria Mall  
954-566-8668

## **DERMATOLOGY**

Dr. Babinski  
1102 E. Broward Blvd.  
Fort Lauderdale, FL 33312  
954-463-5406  
\*Will make emergency theatre calls

Dr. Smith / Las Olas Dermatology  
800 E. Broward Blvd. Suite 507  
Ft. Lauderdale, FL 33301  
954-763-4331

## **EAR / NOSE/ THROAT**

Dr. Herbert Moselle, ENT  
201 NW 82nd Ave.  
Plantation, FL 33324  
954-472-1212

Dr. Bruce Weissman\* - ENT, Voice Care  
2100 Hallandale Beach Blvd Suite 405  
Hallandale, FL 33009  
o: 954-454-0544 cell: (305) 505-0666;

## **EYE CARE**

Dr. Goldberg and Dr. Nolan  
Eye Physician & Surgeon  
2334 NE 53rd Street  
Ft. Lauderdale, FL 33308  
(954)776-2020

## **FAMILY/GENERAL PRACTICE**

Dr. Ed Grenet - Health-Med Centers  
1493 SE 17th Street  
Ft. Lauderdale, FL 33316  
954-525-7595 fax# 954-525-7599

Dr. Harvey Kleiner, DO  
8890 W Oakland Park Blvd, Suite 100  
Fort Lauderdale, FL 33351  
954-741-3304

Dr. Myron Davidson  
2500 NE 15th Ave  
Wilton Manors, FL  
954-533-5382

Dr. Glenn Moran, DO  
Plantation Family Medical Assocs  
201 Northwest 82nd Avenue Suite 401  
Plantation, FL 33324  
954-472-5100

## **OB/GYN**

Dr. Amy Sonnenblick  
954-635-6243

Dr. Trudi Fahey at Broward Medical Center  
954-467-2013

All Women's Health  
954-452- 5850

## **ORTHOPEDICS**

Dr. Bruce Fletcher  
Northwest Broward Orthopedic Associates  
5901 Colonial Dr, Suite 201  
Pompano Beach, FL 33063  
954-979-3255

## **YOGA**

Mandala Yoga Center  
2449 NE 13<sup>th</sup> Ave.  
Wilton Manors, FL 33305  
973-573-2663  
Mandalayogacenter.com