




BROWARD
CENTER
— for the —
PERFORMING ARTS



STUDY GUIDE

ELEMENTARY SCHOOL • 2nd GRADE



Stages Productions



Study Guides are produced in partnership with Broward County Public Schools.

Plot Summary

Rapunzel is a classic fairy tale, complete with the long-haired beauty, Prince Charming and the evil witch. Rapunzel's parents, starving and destitute, make a pact with a nearby witch to give her their first-born child in exchange for food. Exiled to a lonely tower, only the witch may visit Rapunzel by climbing up her beautiful, long hair. As the years pass, the witch gives the strong-willed princess everything she wants except freedom. This seriously funny tale shows how a possessive mother, a tentative prince, and a naive young girl all grow up in a surprising way.

Theatre Etiquette

(Before the Show)

It is often helpful to remind students of appropriate audience etiquette by explaining and discussing **why** these rules of behavior are important.

Audience members should:

- *listen carefully to the ushers, your teachers – this gets everyone to their seats quickly and ensures a pleasant experience*
- *walk single-file and hold hand-rails as you use steps – this also keeps everyone safe*
- *listen carefully to the performers – they are working hard to entertain and inform you with lots of clues about the story*
- *refrain from talking – this allows everyone to enjoy the performance without being distracted*
- *laugh if something is funny, but not too loudly – you don't want to miss any dialogue*
- *pay attention to the lighting, scenery, costumes, and music – all of these elements help provide more details to tell the story in an interesting way*
- *applaud at the end – this shows the performers that you respect and appreciate their work*

Teacher Instructions (After the Show) – *Choose from the activities listed on the following pages to extend student learning.*

Name: _____

(LAFS.2.RL.1.3, LAFS.2.W.1.3)

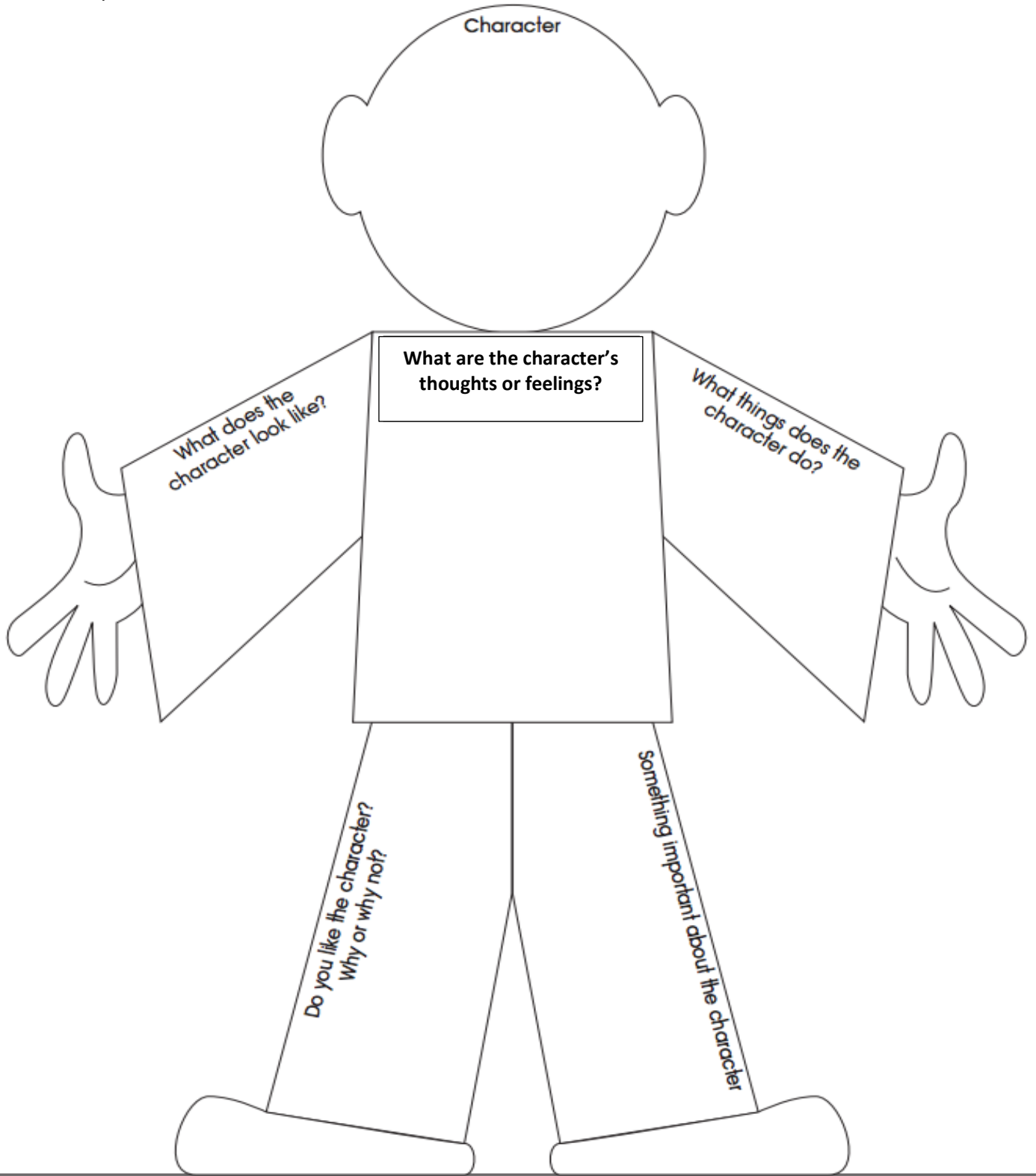
Draw and label a character from the play.

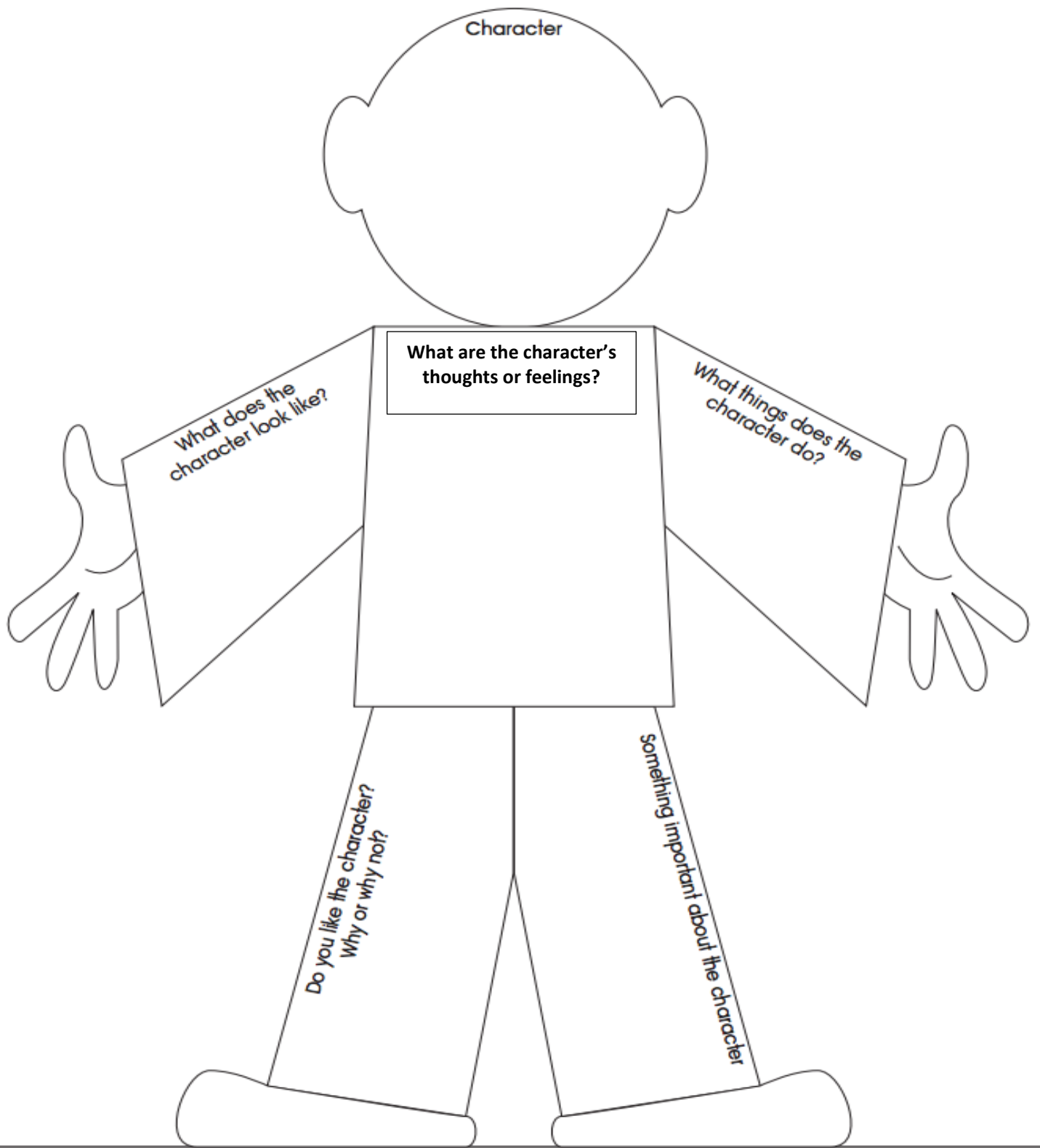
Draw a scene from the play that shows a major event or challenge. Write a caption to support your picture.

Write about how your character responded to the major event or challenge.

Name: _____

Character Description - Choose 2 characters from the play and fill in the pictures below to show their different points of view. (LAFS.2.RL.2.6)





Name: _____

In the play, each character comes across a challenge and deals with it differently. Choose one character and write a journal entry from his or her point of view that sums up what happened. Include details reflecting on your actions, thoughts, and feelings. (LAFS.2.RL.2.6, LAFS.2.W.1.3)

Dear Diary,

Arts Integration

Characterization (DA.2.C.1.3, DA.2.O.3.1)

Lead students through a brief brainstorming of the feelings/emotions of the different characters in the story (scared, excited, concerned, angry, ...) Encourage them to stand at their desks and take a pose that shows each emotion that you have brainstormed. Then repeat the list and ask them to let the pose begin to move in place taking care not to move beyond their personal space and not interfere with anyone else.

As space is available, encourage students to move through poses of different emotions with locomotor patterns (walking, skipping, sliding, ...) throughout space. Remind students to be thoughtful of their neighbors. Generic 'new age' music or sound effects like ocean sounds are good choices for accompaniment.

Reflection (TH.2.S.1.1)

Have a class discussion asking students to describe their feelings related to watching a play including what they noticed about the play that worked well and what might have been improved. Ask them to identify 1 thing they did to show they were a good audience member. Encourage them to show you without talking (e.g. sitting quietly and paying attention ...)

Each member of the group should choose the character he/she will represent and then recreate their ideas without speaking. The teacher can cue the beginning, middle, and end by saying the following: "Remember to have 3 clear frozen poses – standby, Frame 1, (pause) Frame 2, (pause) and Frame 3 (pause) and take a bow."

Academic Vocabulary

- **Fairy Tale** – a children’s story about magical and imaginary beings and lands
- **Exiled** – sent away, banned from a location
- **Character** – a person, animal, being, creature, or thing in a story
- **Detail** – a word or sentence that gives information about a story
- **Destitute** – extremely poor, without the necessities of life
- **Naïve** – a person who lacks experience, wisdom, or judgment

Arts Vocabulary

- **Adaptation** – alter a text to make it appropriate for the stage (for example by adding songs and dances in a musical)
- **Characterization** – use body, voice, and movement to create a representation of a person or animal
- **Locomotor Patterns** – moving through space (as in a dance) like walking, skipping, sliding, turning, gallop, jump, ...
- **Tableau** – frozen pose that represents a scene from a story

Standards Alignment: The activities in this study guide are aligned with the standards listed below. When teachers incorporate the arts, they increase student engagement, offer multiple points for students to access the curriculum, and provide alternative means for students to demonstrate what they know. Use your professional judgment to determine the most appropriate activities for your students.

Language Arts Florida Standards	
Grade 2	
Reading Literature	
LAFS.2.RL.1.3	Describe how characters in a story respond to major events and challenges
LAFS.2.RL.2.6	Acknowledge differences in the points of view of characters, including by speaking in a different voice for each character when reading dialogue aloud.
Writing	
LAFS.2.W.1.3	Write narratives in which they recount a well-elaborated event or short sequence of events, include details to describe actions, thoughts, and feelings, use temporal words to signal event order, and provide a sense of closure.

Florida Dance Standards	
Grade 2	
Critical Thinking and Reflection	
DA.2.C.1.3	Express the meaning or feeling of a dance piece creatively, using pictures, symbols, and/or words.
Organizational Structure	
DA.2.O.3.1	Use movement to interpret feelings, stories, pictures, and songs.

Florida Theater Standards	
Grade 2	
Skills, Techniques, and Processes	
TH.2.S.1.1	Exhibit the behavior necessary to establish audience etiquette, response, and constructive criticism.

Cover Sheet

Please collect student work samples and attach it to this cover sheet. Pony all work samples to:

KCW – 3rd floor.

Attention: Lauri Foster

School Name: _____

SEAS Show: Rapunzel

Grade: _____