

# Goldilocks and the Three Bears

(script adapted by Nina Felice)

## Study Guide



Presented by:

**The Performance Project Theater  
Company**

## Story Background for Teachers

### The original story:

The present day bedtime story of the young girl who disrupts the home life of a bear family dates back to 19th century Great Britain. In 1831 a woman named Eleanor Mure printed a small, homemade booklet written called "The Story of the Three Bears Metrically Related with Illustrations." Mure had created the work as a present for her nephew. Its subtitle, "The Celebrated Nursery Tale" implies that it was probably based on an earlier oral story.

Six years after Mure's work, British poet laureate Robert Southey wrote the "Story of the Three Bears" which appeared in his work, *The Doctor*. Over the course of time, this small chapter became one of the most beloved story books for children

In both stories, the main character is not a young girl, but a nameless, homeless and ill-tempered old woman who intentionally breaks into the bears' home looking for food and shelter.

Later children story books have transformed the original tales. In 1849 the British writer Joseph Cundall retold the story in his *Treasury of Pleasure Books for Young Children*. Claiming that there were too many stories that featured old women, Cundall changed the Mure-Southey character to a young girl that he named "Silver Hair." A decade later, in *Aunt Mavor's Nursery Tales*, she was renamed "Silver-Locks." By the time that the young intruder appeared in *Aunt Friendly's Nursery Book* (1868), she had become "Golden Hair."

Finally, the character, who like Benjamin Button went from being old to being young, had her final identity crisis resolved in 1904. That year, in *Old Nursery Stories and Rhymes*, she became known as "Goldilocks." The name stuck and has been the one most frequently used ever since

### This version:

Written by Nina Felice, this musical version of the story teaches manners and morals. Unlike the original story, Goldilocks meets two others called her conscience. "The little voices in your head that tell you to do the right and wrong thing". They follow her throughout the story. Also, unlike the original story, Goldilocks, a spoiled and naughty girl, first meets three other animals in the woods before finding the three bears' house. These animals try to teach her manners but hopelessly fail. Goldilocks then comes upon the three bears' house and ....you know the rest. She eats the bears' porridge, breaks a chair, and falls asleep in baby bear's bed. However, the ending is quite different and surprising.



## Listening To Your Conscience

(a classroom game)

1. Prepare a set of statements on index cards, some that are 'right' and some that are 'wrong'. These could be statements like, "chew with your mouth open", "share your toys", "insult your friend", etc.
2. Put two chairs (or mats) labelled 'right' and 'wrong' at the front of the classroom.
3. Divide the class into two groups.
4. Read a statement out loud.
5. One person from each group must race to appropriate chair (or mat) - the 'right' chair if the statement is right or the 'wrong' chair if the statement is wrong.
6. The person who makes it to the correct chair (or mat) first, wins two points for his/her team.
7. If the statement is false, the winning team can correct the statement for one point. If they can not do this, then the other team can try to correct the statement for one point.
8. The winning team is the team with the most points.

### A Poem to Memorize and Recite

*I pledge to myself, on this day, to try to be kind in every way,  
to every person, big and small, I will help them if they fall,  
when I love myself and others too, that is the best that I can do!*



## A Classroom Discussion

Making friends is an important part of life, without friends you would be a very lonely person. Yet nothing is scarier than going to a new place, be it school, work or a party, and not knowing anyone.

One of the first things you want to do when entering a new situation is to make some friends. It seems easy enough to make friends; you walk up to someone, introduce yourself and begin a conversation. But making a good friendship is a little more complicated than that.

### Making Friends

Here are a few things you can do to make it easier to make friends.

- **Participate in Activities:** Whether it is a school-sponsored activity or something outside of school, you will encounter people who, like the same things you do, which gives you something to talk about.
- **Smile:** A smile shows you are friendly and willing to talk. No one will approach someone who is frowning or looks mean.
- **Start a Conversation:** This one takes a little practice, but once you get the hang of it, it is easy. You can start by complementing the person. Point out something you admire, and the conversation will flow naturally from there.

Once you are in a conversation, ask questions about the person. This shows that you are interested, and everyone likes to talk about themselves. Plus, you learn about the person, allowing you to continue the conversation.

### Keeping Friends

Friendships are great, but they can't be neglected or they will go away. Now that you have made friends, you need to do things to keep those friends.

- **Listen:** The same quality that you want in a friend, your friends want in you. They want you to listen to them.
- **Be There:** When your friends are sad, angry or scared, you need to be there for them. You need to be able to put aside your needs and concentrate on them.
- **Be Honest and Trustworthy:** You need to treat your friends with respect. Make sure you aren't telling their secrets or talking about them behind their backs.

### Problem Friends

Every once in awhile you may run into someone who appears to be a great friend at first. As time goes on, you realize that this friend isn't that great after all.



Any "friend" who would ask you to lie, cheat or steal is no friend at all. Any friend who forces you to do something that makes you uncomfortable is not someone you want in your life.

Beware of friends who are always telling you what to do, physically hurting you or always calling you names. This type of person is not really your friend. Your friend should also never give you the silent treatment, just to get a reaction out of you.

In addition, of course, a true friend would never ask you to do something wrong. True friends will support the choices that you make and even stick up for you in the face of peer pressure.

## Role Playing

Create your own show using these characters:

### RIGHT....

**Handshake Man** – swoops down to shake hands with everyone

**Super Smiley**- Never stops smiling, brings happy faces to everyone

**The Helping Hero**- always doing whatever they can to help teachers everywhere

**The Sloooow Walker**- walks the halls slowly and has long, long arms to catch anyone who is running

**The Word Catcher**- has a huge net to catch rude words as they come out of children's mouths

**The recycler**- makes it his/her mission to rescue items that were thrown away and could have been recycled

**The Stink-Meister**- always has mints on hand to pass to people who didn't brush their teeth before school

**The Please-or-Freezer** - A hero who with a wave of his/her hand can turn anyone who forgets to say please into a chunk of ice

**Mr. Forget-Me-Not** – a hero who rescues children who are sad because they were left out or ignored by classmates

**Hello and Goodbye Girl**- hero who hangs around door ways to make sure everyone gets a polite hello or goodbye

### WRONG....

**Toyasaurus** – won't stop playing around, the joker in the class, always poking someone or telling silly stories

**Burpasaurus Rex**- very rude, always burping and making loud noises

**Crankypants** – grouchy, negative, never has anything nice to say, never says hello, yells at everyone

**SquirminWormin** – cannot sit still, always running to the bathroom, fidgeting and distracting others

**Slobbergobblere** – messy monster, never cleans up, dresses sloppily, has dirty hair and terrible posture, messy writing, and no self-respect



## Table Manners

Whether in a restaurant or in a home, here are some basics:

1. Eat with a fork unless the food is meant to be eaten with fingers. Only babies eat with fingers.
2. Sit up and do not hunch over your plate; wrists or forearms can rest on the table, or hands on lap. You don't want to look like a Neanderthal.
3. Don't stuff your mouth full of food, it looks gross, and you could choke.
4. Chew with your mouth closed. No one wants to be grossed out seeing food being chewed up or hearing it being chomped on. This includes no talking with your mouth full.
5. Don't make any rude comments about any food being served. It will hurt someone's feelings.
6. Always say thank you when served something. Shows appreciation.
7. If the meal is not buffet style, then wait until everyone is served before eating. It shows consideration.
8. Eat slowly and don't gobble up the food. Someone took a long time to prepare the food, enjoy it slowly. Slowly means to wait about 5 seconds after swallowing before getting another forkful.
9. When eating rolls, tear off a piece of bread before buttering. Eating a whole piece of bread looks tacky.
10. Don't reach over someone's plate for something. Politely asking that the item be passed to you shows consideration.
11. Do not pick anything out of your teeth, it's gross. If it bothers you that bad, excuse yourself and go to the restroom to pick.
12. Always use a napkin to dab your mouth, which should be on your lap when not in use. Remember, dab your mouth only. Do not wipe your face or blow your nose with a napkin. Both are gross. Excuse yourself from the table and go the restroom to do those things.
13. When eating at someone's home or a guest of someone at a restaurant, always thank the host and tell them how much you enjoyed it. At least say that you liked the dinner or mention a specific item that was particularly tasty, i.e. the dessert was great. Again, someone took time, energy, and expense to prepare the food. Show your appreciation.


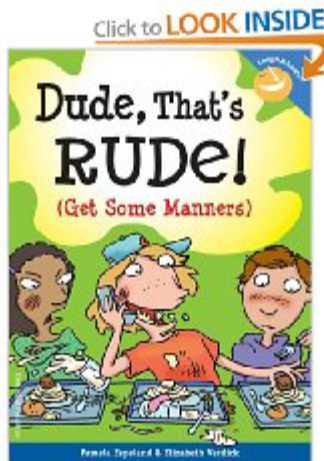
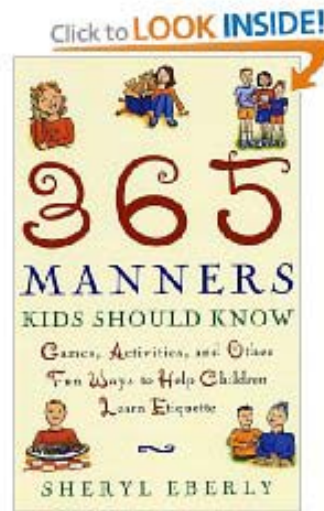
### ACTIVITY


Now set each student's desk with a plate, spoon, fork, knife, and napkin. Then use good table manners either with imaginary food or real food.



Suggested Reading

(find on Amazon.com)





Coloring Page

## Creative Writing

Dear \_\_\_\_\_ (you favorite character)

I wanted to tell you all about my experience at the Broward Center for the Performing Arts on  
\_\_\_\_\_ (month) \_\_\_\_\_ (day) \_\_\_\_\_ (year).

I thought the play Goldilocks was \_\_\_\_\_  
\_\_\_\_\_.

My favorite part of the play was \_\_\_\_\_  
\_\_\_\_\_.

A character that I really liked was \_\_\_\_\_, because \_\_\_\_\_  
\_\_\_\_\_.

It was so funny when \_\_\_\_\_  
\_\_\_\_\_.

The set looked like \_\_\_\_\_

And the costumes were \_\_\_\_\_

Next time I visit the theater I would like to see \_\_\_\_\_  
\_\_\_\_\_.

Thank you for the experience.

Love,  
\_\_\_\_\_

